

BO Turbo Trader Price Action Guide for Binary Options Turbo Trading

(3rd Edition - 09.04.2018)

PREFACE

This ebook was created as additional educational material to the provided videos on BO Turbo Trader Youtube Channel.

This ebook is only to use in combination of those above mentioned videos to understand every concept provided on every page of this ebook. At top of every page you find a link to the specific youtube video of the topic of the page.

If you need to get in touch with me you can find contact details at the last page of this ebook.

Further i want to thank all those who motivated me doing first of all the videos and further this ebook, my family, my dog, my subscriber, my fanboys, my hater and all those from iq option chat, they know about who i'm talking.

This ebook is a property of BO Turbo Trader.
It's FREE to share but no part of it should be altered or reproduced.



BO Turbo Trader Price Action Guide for Binary Options Turbo Trading

CONTENT

Page 4-11	<u>Mindset for consistent profits</u>
Page 13-27	<u>Candlestick patterns</u>
Page 29-36	<u>Chart patterns</u>
Page 38-48	<u>Binary options turbo trading concepts</u>
Page 50-52	<u>High probability trading setups</u>



BO Turbo Trader Price Action Guide for Binary Options Turbo Trading

RELATED VIDEOS

[Deep explanation price action](#)

[Price action trading](#)

[Mindset for consistent profits](#)

[Live trading sessions](#)

[Best reversal strategies](#)

[Best continuation strategies](#)

[Support and Resistance](#)

[Best indicators](#)

[Best candlestick patterns](#)

[Best binary options strategies](#)

[Money management strategies](#)

[Real account trading](#)

[High probability trading setups](#)



BO Turbo Trader Price Action Guide for Binary Options Turbo Trading

MINDSET FOR CONSISTENT PROFITS

CONTACTS

boturbotrader@gmail.com

[Facebook](#)

[boturbotrader \(blogspot\)](#)

[boturbotrader\(youtube\)](#)

[@boturbotrader](#)

[Facebook Group](#)

[boturbotrader \(tumblr\)](#)

DISCLAIMER

This ebook is not an investment advice.

Your invested capital may be at risk and don't trade with money you can't afford to lose.



Mindset for consistent profits - BO Turbo Trader

watch the corresponding video here

Consistent Profit

Practice on Demo Account

- + less than 10 000\$ on demo balance
- + bet size below 1 \$ and more
- + less number of trades
- + less times on demo average

Win Rate or Win Ratio

- +trades only that what he set up in his rules
- + he trades as less as possible and leaves the market
- +doesn't change anymore his trading style or strategy
- +takes completely the responsibility
- +don't need confirmation from no one and don't listen to no one
- +doesn't believe anyone or tries nothing without any proof
- + good win rate for his strategy or trading style or money management

Discipline

- +high discipline because lost lot of money
- +enters at the right time because of skill
- +cares about market condition 50% of the win
- +cares about news releases
- +cares about payout percentage
- +cares about bet size
- +strict money management
- +cares about quantity as less as possible
- +cares a lot of the quality trades
- +avoid a lot of trades which are not good
- +is not affected by emotions - cause he knows win ratio
- +takes responsibility
- +has no fear
- +don't does multiple bets
- + bet and then calm down do another
- + does avoid trading emotionally

Money Management

- +knows when to stop exactly
- +knows exactly the bet size
- +to get as fast as necessary to his goal
- + don't be affected by emotions
- + great discipline
- + great skill
- + great win rate

Emotions

good win rate, good skill good and strict money management , good discipline

EMOTIONS

RESULT: CONFIDENCE
OVERCOMES EMOTIONS

Mindset: How to trade binary options for consistent profit & returns (Practice) the right way - BO Turbo Trader

↖ watch the corresponding video here

LOW SKILL



Newbie Trader

- + More than 100 000 \$ on demo balance
- + bet size above 100 \$ and more
- + a lot of trades
- + trades on demo all the day

MEDIUM SKILL



Average Trader

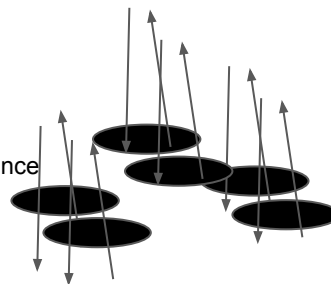
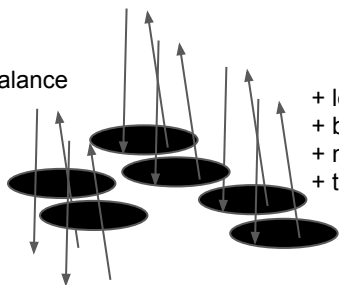
- + less than 100 000\$ on demo balance
- + bet size below 100 \$ and more
- + medium number of trades
- + trades on demo average

HIGH SKILL

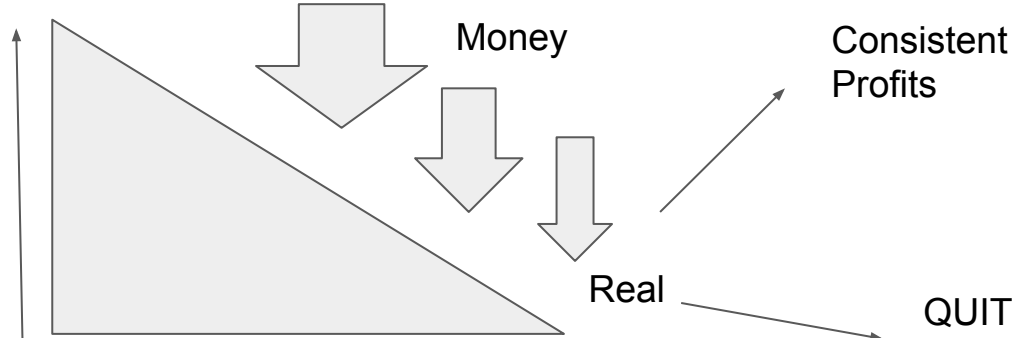


Pro Trader

- + less than 10 000\$ on demo balance
- + bet size below 1 \$ and more
- + less number of trades
- + less times on demo average



Practice



↖ watch the corresponding video here

LOW WIN RATE



Newbie Trader

- +trades every signal and strategy
- +trades too much
- +changes often his indicators
- +doesn't care win ratio
- +doesn't take responsibility
- +blames everyone else not himself
- +need confirmation from others
- +believe everyone and tries everything

MEDIUM WIN RATE



Average Trader

- +only moderate signals
- +he changes only a bit hit strategy or trading style
- +change his indicator only few
- +takes responsibility not completely
- +need not more confirmation build some kind of confidence
- +don't anymore everyone and doesn't everything - what sounds logic
- +he cares win rate - has no idea how to increase

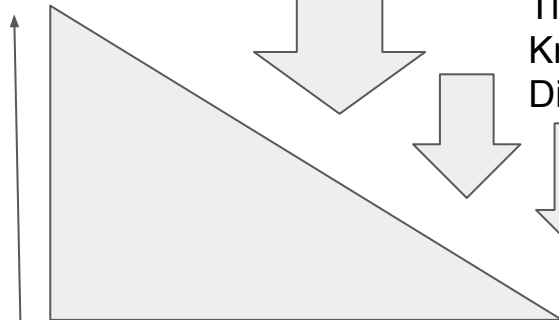
HIGH WIN RATE



Pro Trader

- +trades only that what he set up in his rules
- + he trades as less as possible and leaves the market
- +does not change anymore his trading style or strategy
- +takes completely the responsibility
- +don't need confirmation from nobody and doesn't listen to nobody
- +does not believe anyone or tries nothing without any proof
- + good win rate for his strategy or trading style or money management

Practice



Time +
Knowledge +
Discipline

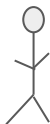
Real

Win Rate

QUIT

 watch the corresponding video here

LOW DISCIPLINE



Newbie Trader

- +low discipline because nothing loose and demo
- +enter to early into trades, because of reckless
- +wanna be rich or millionaire
- +doesn't care market condition
- +doesn't care about news releases
- +doesn't care payout percentage
- +doesn't care bet size
- +no money management
- +doesn't care quantity of trades
- +doesn't care quality of trades
- +not affected by emotions
- +they have no fear of a trade
- +spider trading - multiple bets

MEDIUM DISCIPLINE



Average Trader

- +medium discipline because he already lost money
- +don't enters anymore so often early but he enters sometimes more often lately
 - +care more or less about market condition
- +care more or less about news releases
- +care more less about payout percentage
- +care about the bet size
- +has some kind of money management
- +care about quantity of trades
- +care more or less about quality of trades
- +affected by emotions which leads sometimes to irrational behavior
- +has some fear of trade
- +do not more so often multiple bets

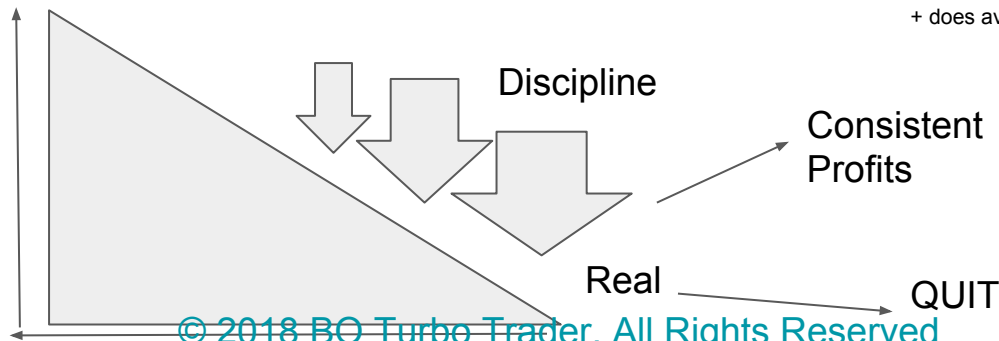
HIGH DISCIPLINE



Pro Trader

- +high discipline because lost lot of money
- +enters at the right time because of skill
- +cares about market condition 50% of the win
- +cares about news releases
- +cares about payout percentage
- +cares about bet size
- +strict money management
- +cares about quantity as less as possible
- +cares a lot of the quality trades
- +avoid a lot of trades which are not good
- +is not affected by emotions - cause he knows win ratio
- +takes responsibility
- +has no fear
- +don't does multiple bets
- +bet and then calm down do another
- +does avoid trading emotionally

Practice





Mindset: How to trade binary options for consistent profit & returns (Money Management) - BO Turbo Trader

↖ watch the corresponding video here

NO or LOOSE MM



Newbie Trader

- +No or loose MM because of bad win rate
- +win rate = discipline + skill
- +mm = win rate + discipline

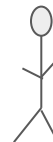
MEDIUM STRICT MM



Average Trader

- +amount of trades - don't know when to stop
- +bet size - don't know how much to bet
- +balance - don't care to blow his account when under affect emotions
- + not the best win rate
- + not the skills
- +not the discipline

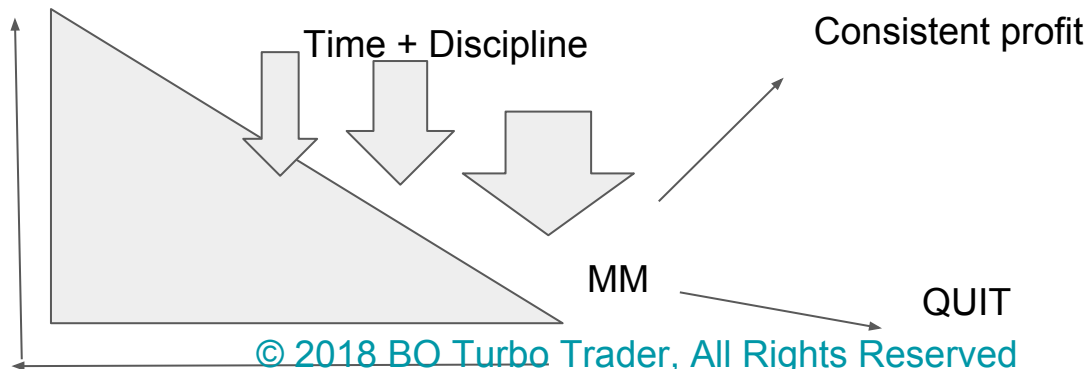
HIGH STRICT MM



Pro Trader

- +knows when to stop exactly
- +knows exactly the bet size
- +to get as fast as necessary to his goal
- + don't be affected by emotions
- + great discipline
- + great skill
- + great win rate

Practice / Real





↖ watch the corresponding video here

FIX AMOUNT

- + Any balance
- + Fix bet size
- + Percentage or amount
- + at least 60% win rate at a payout 80%
- + set your stop
- + depending on the payout

MARTINGALE

- 1\$ 2\$ 6\$ 18\$ 27\$ 54\$
- +big balance
- + a variable bet size
- +above 60%
- +set your stop (out of money)
- Depending on the payout
- 1 3 9 36

INVERTED MARTINGALE Compounding

- 1\$ 1+1.8\$ 2.8\$ 4. 20\$
- +any balance
- +variable bet size
- + a high win rate or lot of luck
- + depending on payout

MASANIELLO

- + Adjusting it on your skill level and win rate
- + Predefined bet size
- + Any balance
- + Depending on payout percentage

↖ watch the corresponding video here

NO EMOTION



Newbie Trader

- +no skill +no plan
- +no fear because nothing loose
- +no fear of blowing account
- +euphoric , excited

HIGH EMOTION



Average Trader

- +fear to lose trade
 - +fear to loose or blow his account
 - +fear to entry too early
 - +fear to entry too late
 - +fear not to succeed
- Because of a lack of skill,win rate, discipline and or money management and this brings you to of lack of confidence

MODERATE EMOTION

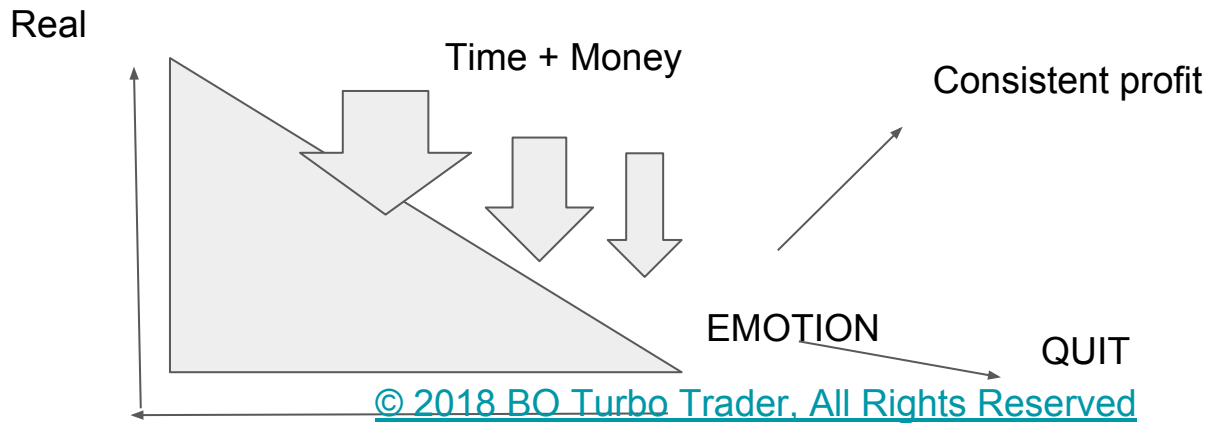


Pro Trader

- good win rate, good skill
- good and strict money management , good discipline

EMOTIONS

RESULT: CONFIDENCE
OVERCOMES
EMOTIONS



W = Win Rate

S = Skill

D = Discipline

E = Emotions

$$W = S + D$$

$$MM = W + D$$

$$\begin{aligned}\text{Consistent profit} &= w * mm \\ &= (S+D)*(W+D)\end{aligned}$$

$$= D^2 + [.....]$$

$$E$$

BO Turbo Trader Price Action Guide for Binary Options Turbo Trading

CANDLESTICK PATTERNS

CONTACTS

boturbotrader@gmail.com

[Facebook](#)

[boturbotrader \(blogspot\)](#)

[boturbotrader\(youtube\)](#)

[@boturbotrader](#)

[Facebook Group](#)

[boturbotrader \(tumblr\)](#)

DISCLAIMER

This ebook is not an investment advice.

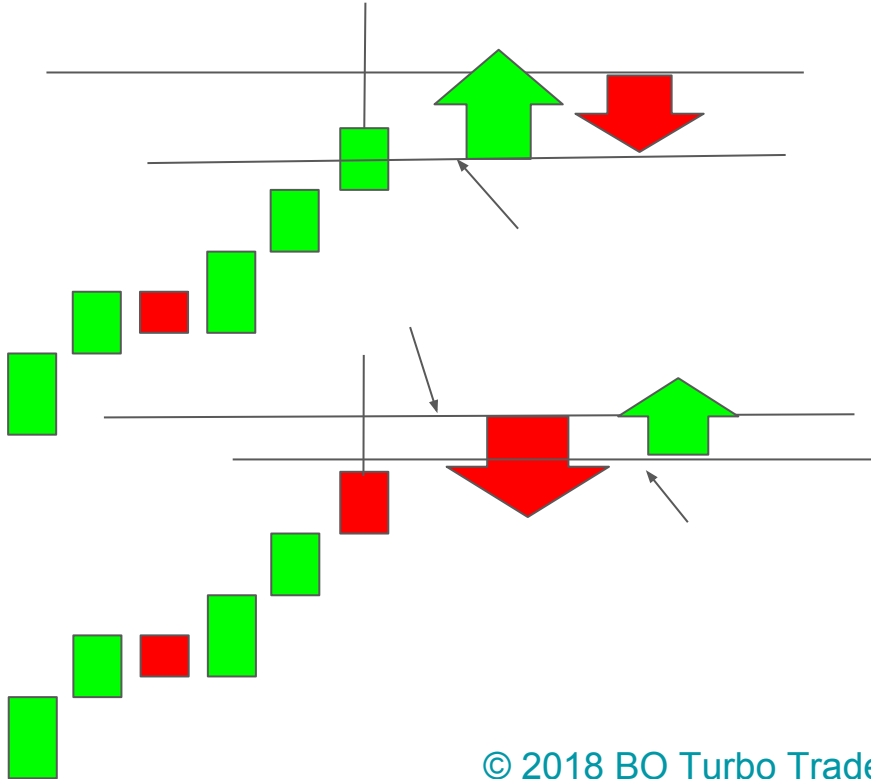
Your invested capital may be at risk and don't trade with money you can't afford to lose.



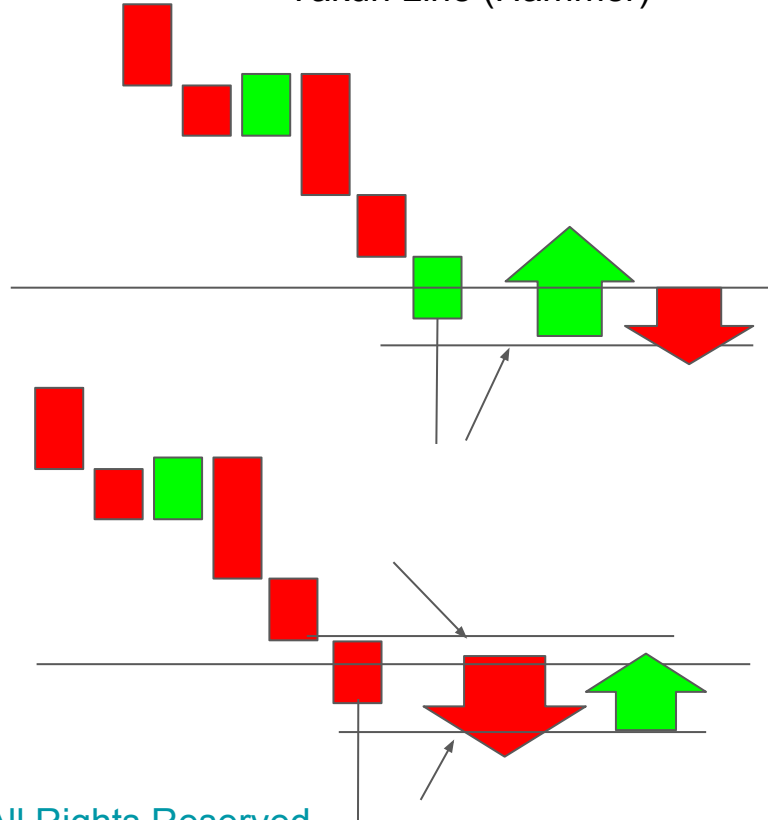
← watch the corresponding video here

← Rejection

Shooting Star (Inverted Hammer)



Takuri Line (Hammer)



[watch the corresponding video here](#)

Hammer / Hanging man

Inverted Hammer

← Rejection

EMA, Fibonacci Level,
Bollinger Band and SnR

EMA, Fibonacci Level,
Bollinger Band and SnR

EMA, Fibonacci Level,
Bollinger Band and SnR

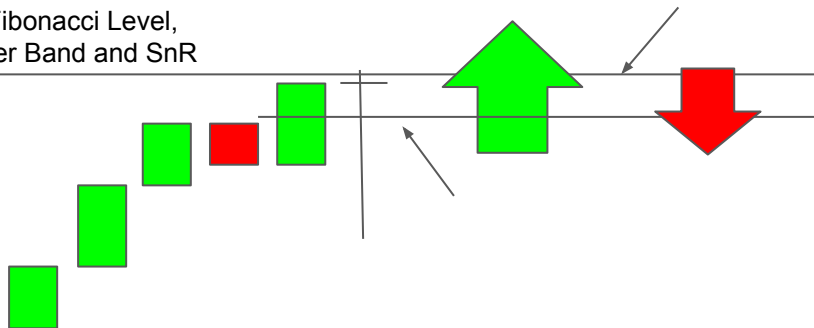
EMA, Fibonacci Level,
Bollinger Band and SnR



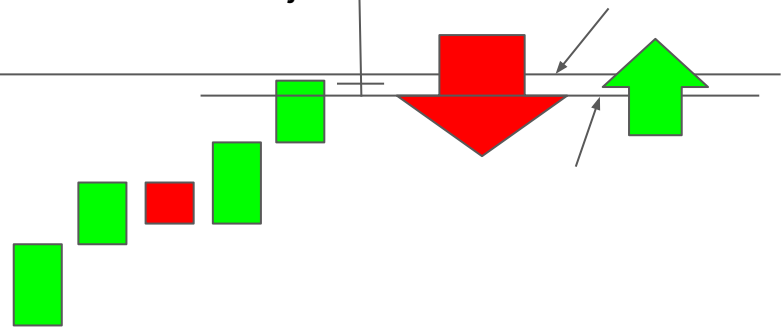
[Price Action: How to trade Dragonfly Doji and Gravestone Doji at major key levels - IQ Option - BO Turbo Trader](#)

EMA, Fibonacci Level,
Bollinger Band and SnR

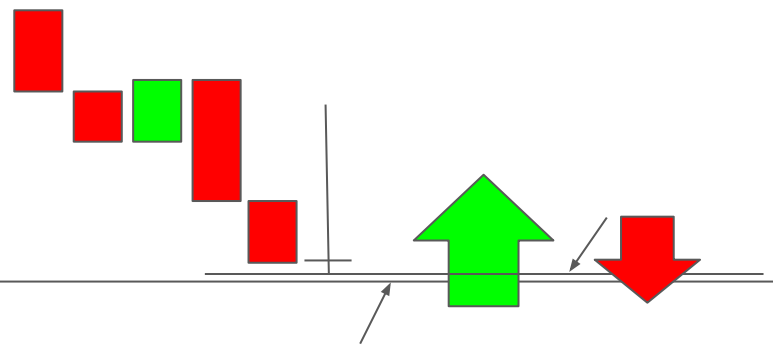
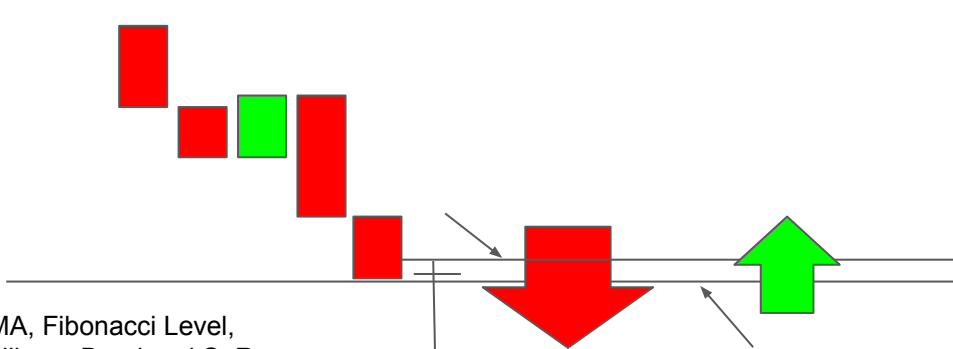
Dragonfly Doji



Gravestone Doji



EMA, Fibonacci Level,
Bollinger Band and SnR

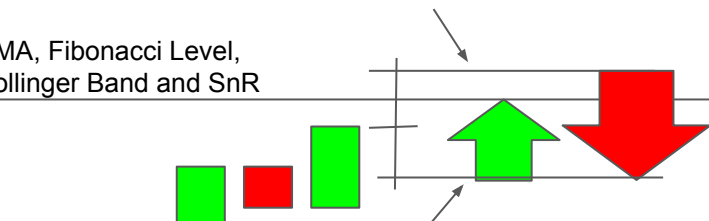


[watch the corresponding video here](#)

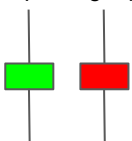
← Rejection

spinning top - long-legged doji and the high wave

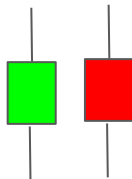
EMA, Fibonacci Level,
Bollinger Band and SnR



spinning top



high wave



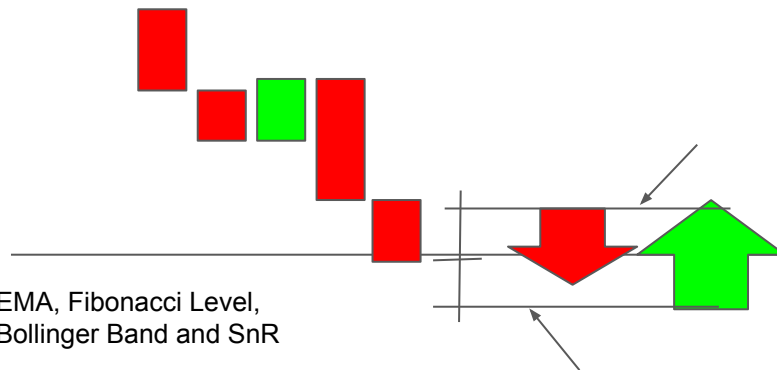
long-legged doji



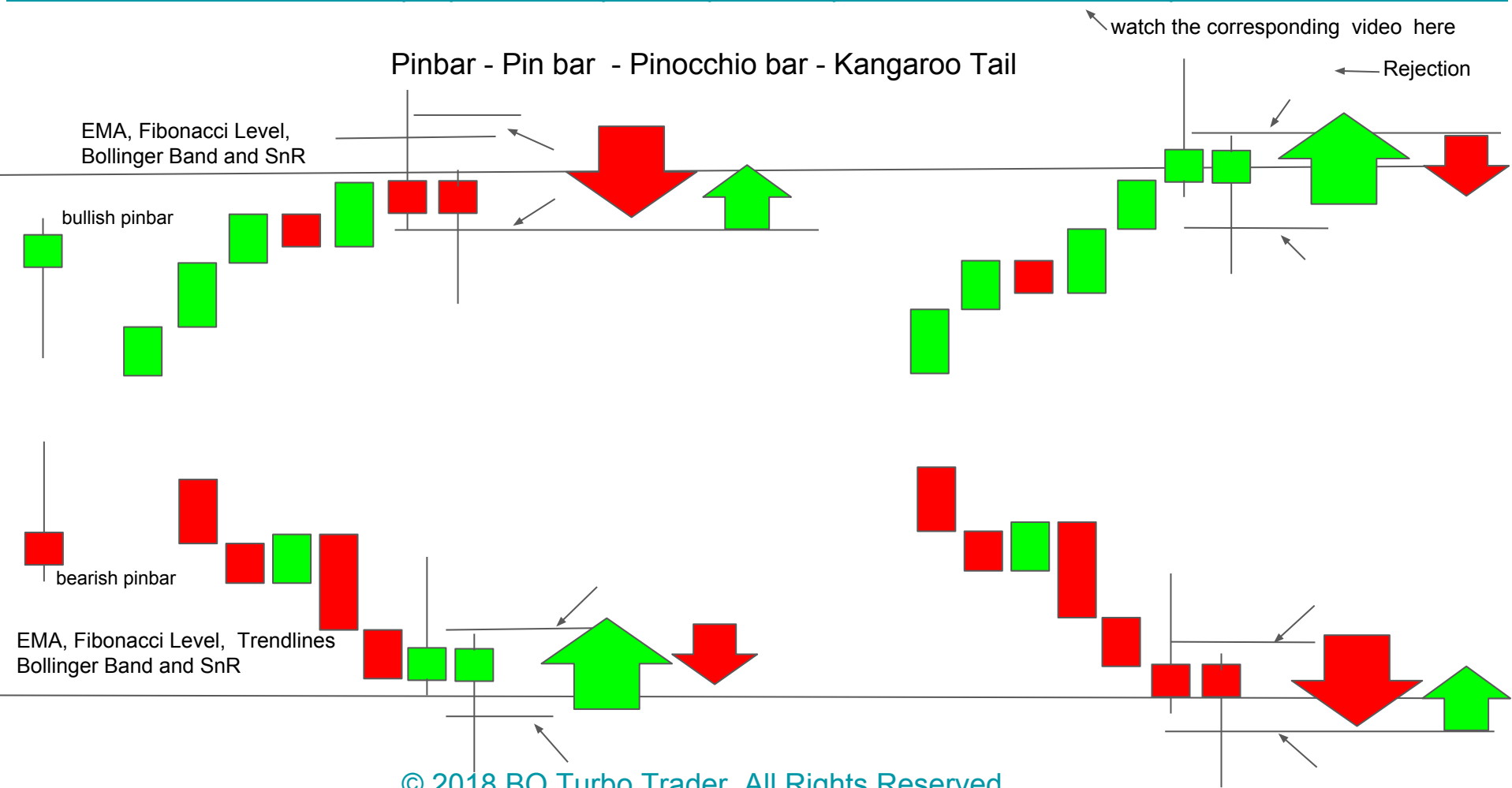
doji



EMA, Fibonacci Level,
Bollinger Band and SnR



Price Action: How to trade simple pattern like pin bar, pinbar or pinocchio bar candlestick pattern - BO Turbo Trader



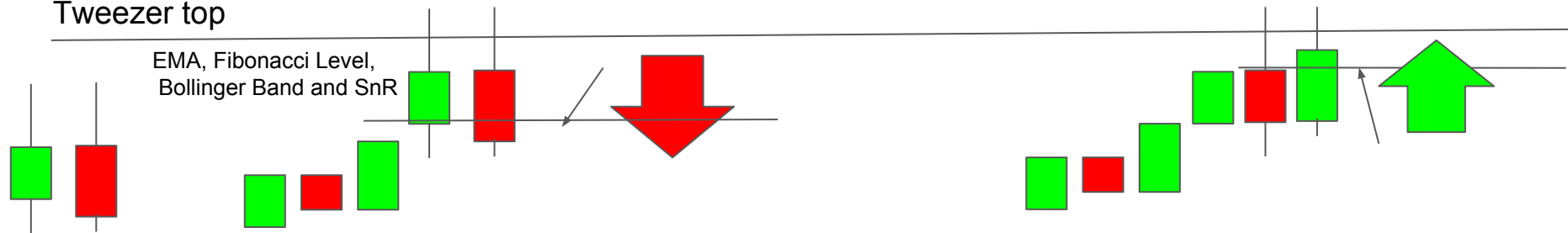
Price Action: How to trade the tweezer top and tweezer bottom candlesticks the right way - BO Turbo Trader

[watch the corresponding video here](#)

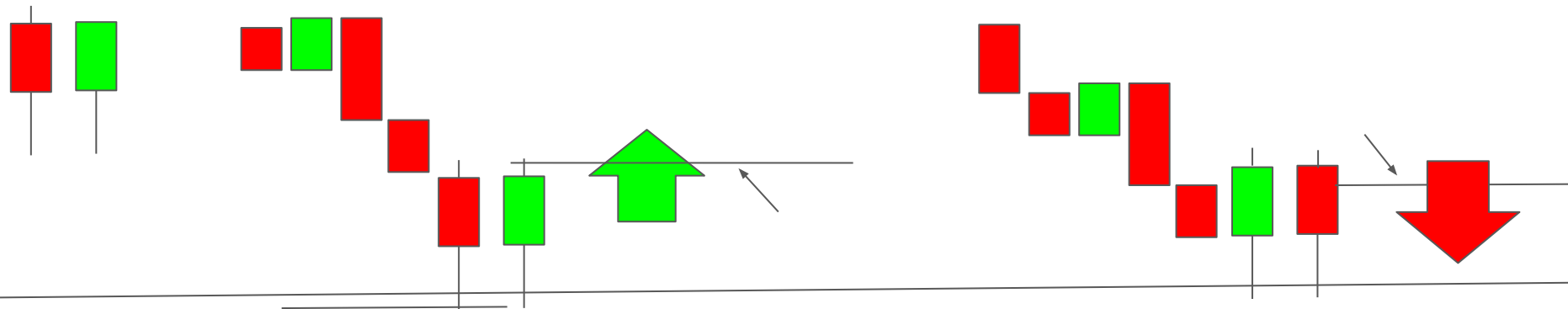
← Rejection

Tweezer top

EMA, Fibonacci Level,
Bollinger Band and SnR

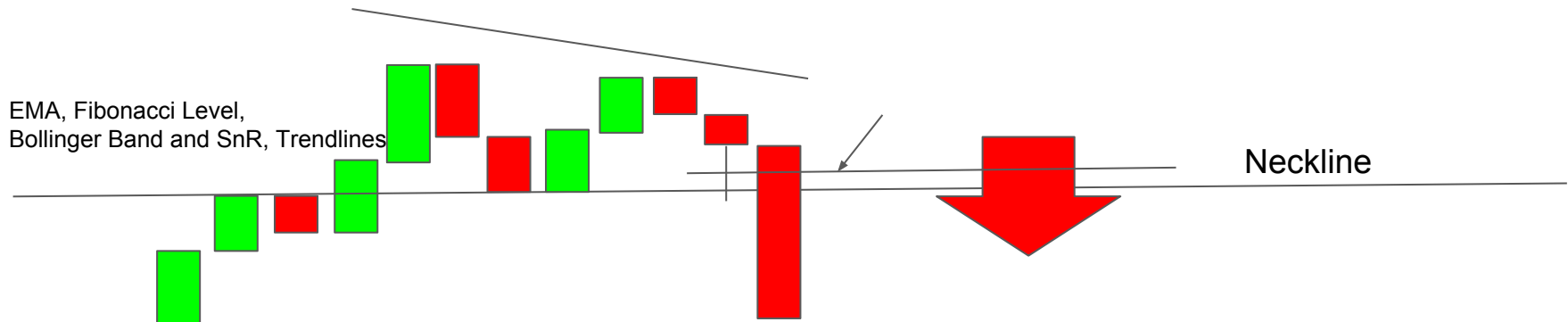


Tweezer bottom

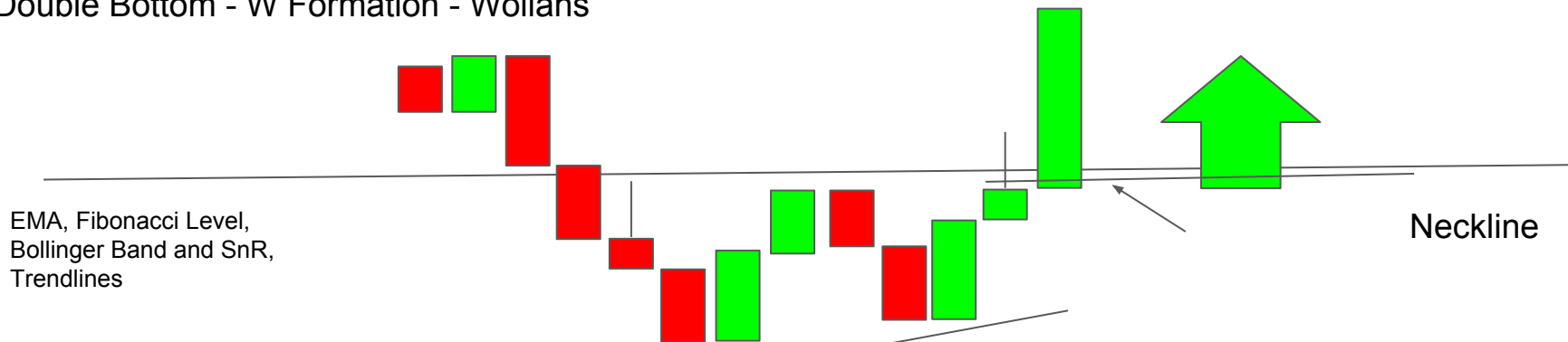


EMA, Fibonacci Level,
Bollinger Band and SnR, Trendlines

Double Top - M Formation - Mammies



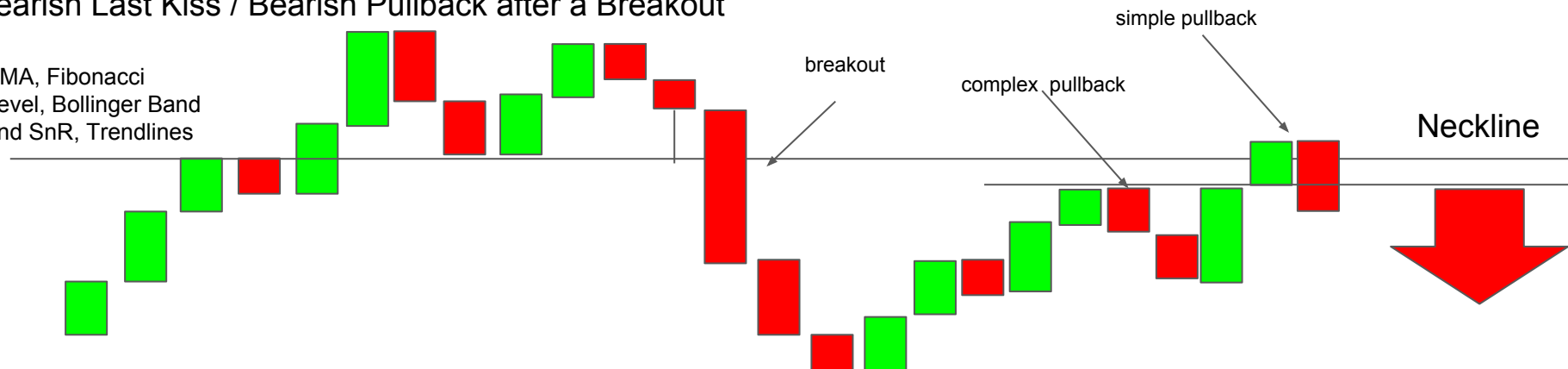
Double Bottom - W Formation - Wollahs



[watch the corresponding video here](#)

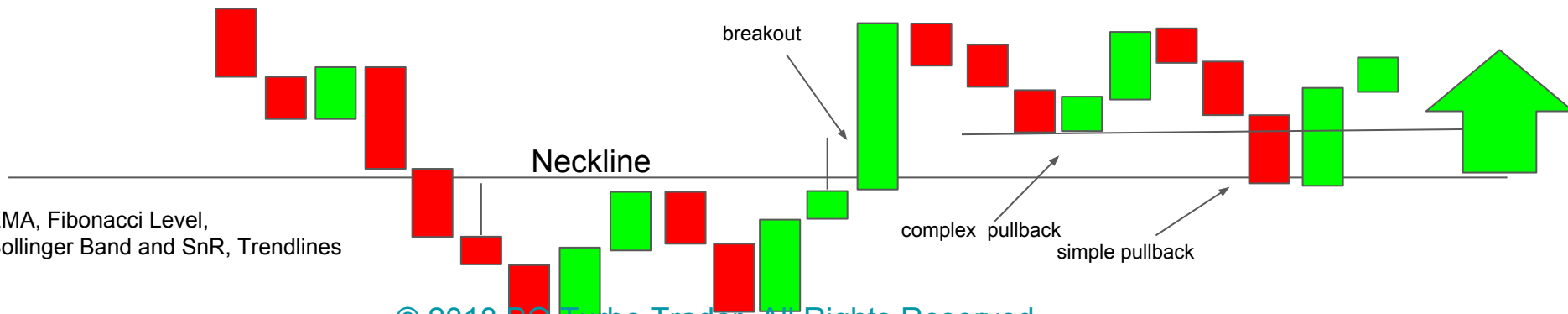
Bearish Last Kiss / Bearish Pullback after a Breakout

EMA, Fibonacci
Level, Bollinger Band
and SnR, Trendlines



Bullish Last Kiss / Bullish Pullback after a Breakout

EMA, Fibonacci Level,
Bollinger Band and SnR, Trendlines

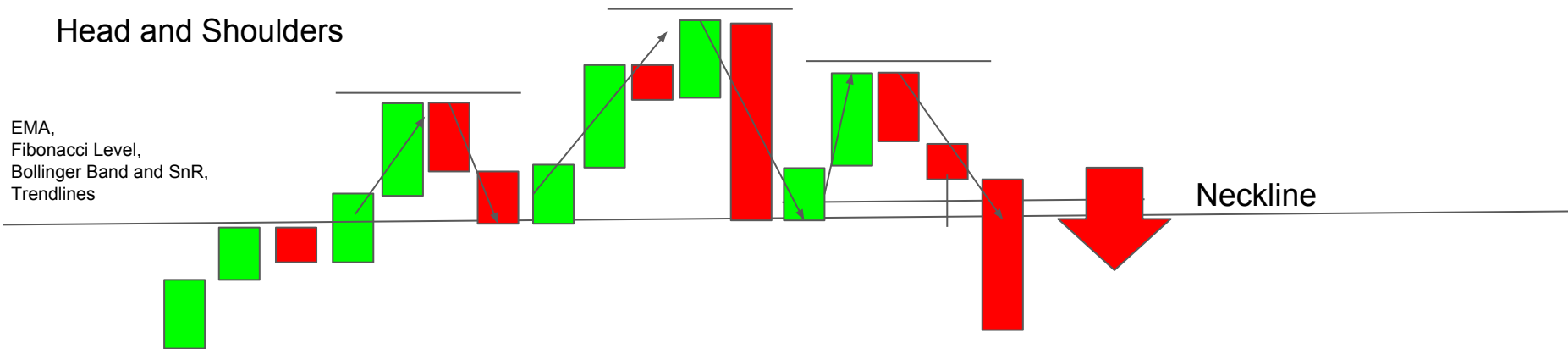


[Price Action: How to trade inverted head & shoulders and head & shoulders candlestick pattern - BO Turbo Trader](#)

↖ watch the corresponding video here

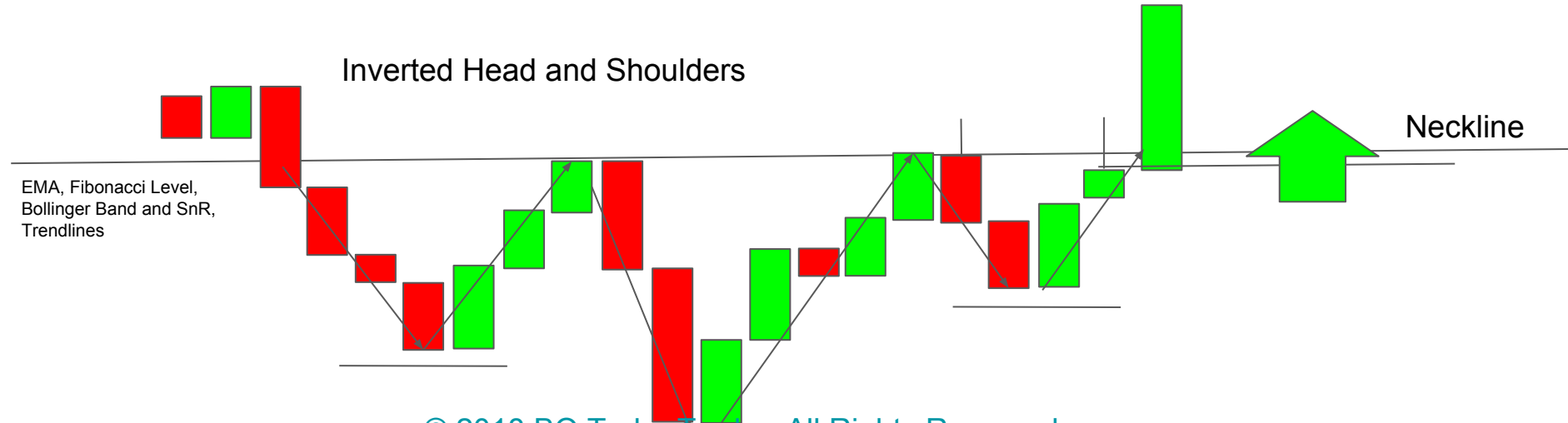
Head and Shoulders

EMA,
Fibonacci Level,
Bollinger Band and SnR,
Trendlines



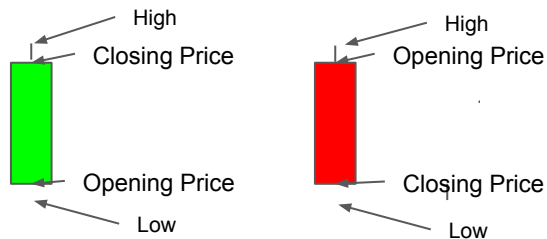
Inverted Head and Shoulders

EMA, Fibonacci Level,
Bollinger Band and SnR,
Trendlines

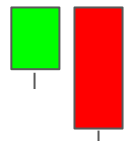


Price Action: How to trade the engulfing candlestick or the big shadow pattern on binary options - BO Turbo Trader

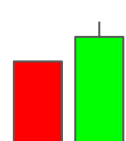
[watch the corresponding video here](#)



Bearish Engulfing



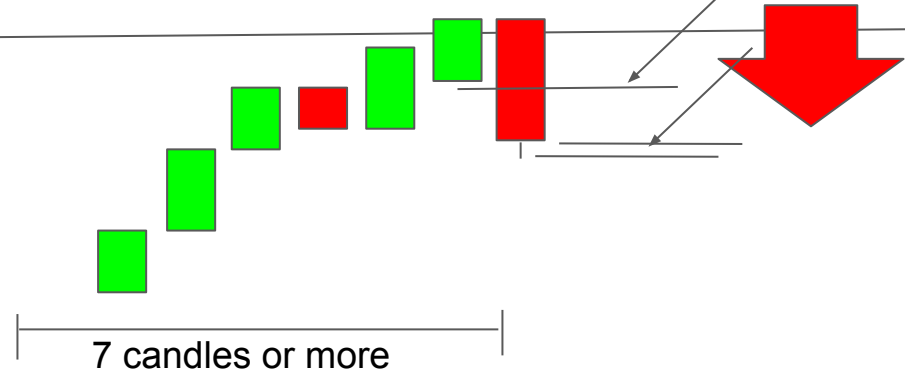
Bullish Engulfing



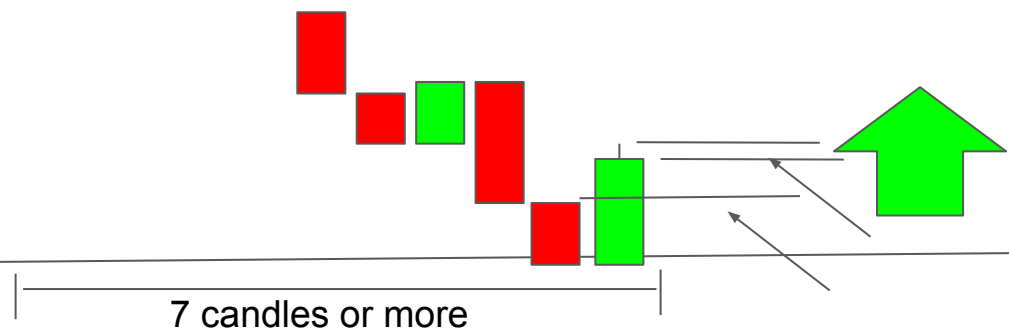
← Rejection

- 1. Major key level (SnR, BB, Trendlines, Fibonacci and EMA)
- 2. Closing price of bearish engulfing -> near LL
- 3. Closing price of bullish engulfing -> near HH
- 4. Engulfing candle has to be a wide range
- 5. The last touch or area was long ago 7-10 candlestick

EMA, Fibonacci Level, Bollinger Band and SnR



EMA, Fibonacci Level, Bollinger Band and SnR



[Price Action: How to trade the dark cloud cover and piercing line on binary options - BO Turbo Trader](#)

[watch the corresponding video here](#)

← Rejection

Dark Cloud Cover

Piercing Line

Gap UP

50%

50%

Gap DOWN

EMA, Fibonacci Level,
Bollinger Band and SnR, Trendlines

50%

7 candles or more

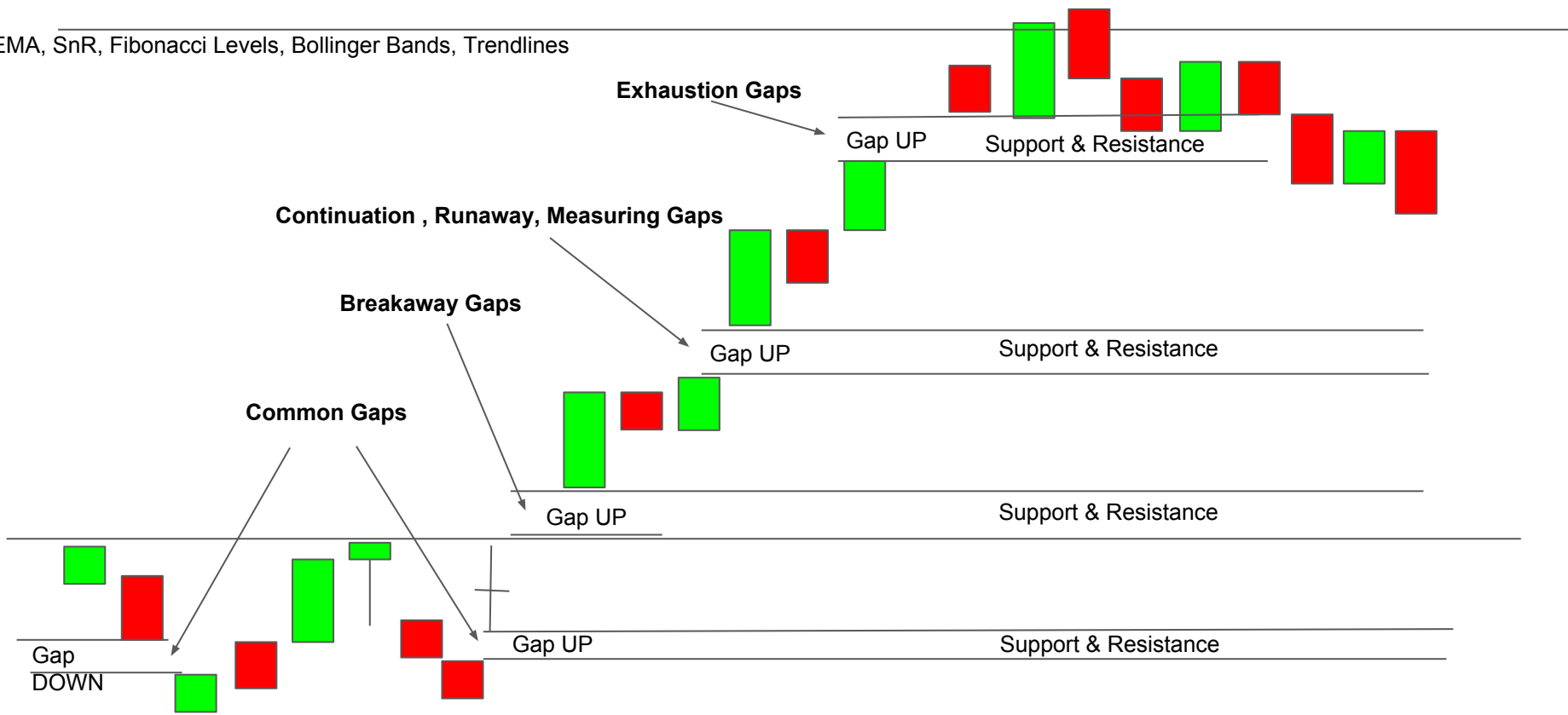
EMA, Fibonacci Level,
Bollinger Band and SnR, Trendlines

7 candles or more

[Price Action: How to trade the breakaway, exhaustion, continuation and common gaps - BO Turbo Trader](#)

[watch the corresponding video here](#)

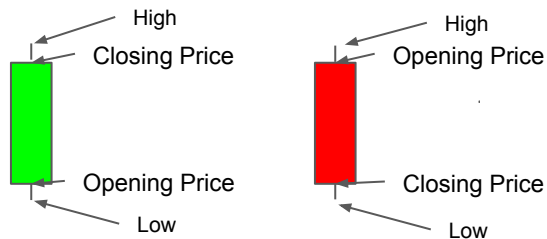
EMA, SnR, Fibonacci Levels, Bollinger Bands, Trendlines



EMA, SnR, Fibonacci Levels, Bollinger Bands, Trendlines

Price Action: How to trade the Marubozu Candlestick and the big belt pattern - BO Turbo Trader

watch the corresponding video here



Rejection

Marubozu

Big Belt

EMA,
Fibonacci Level,
Bollinger Band
SnR + Trendlines

1. Major key level (SnR, BB, Trendlines, Fibonacci and EMA)
2. Big belt candle has to be a wide range
3. The last touch or area was long ago 7-10 candlestick

EMA, Fibonacci Level,
Bollinger Band and SnR

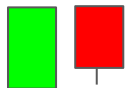
7 candles or more

Price Action: How to trade Inside Bar (Mother Bar) pattern in trending market - BO Turbo Trader

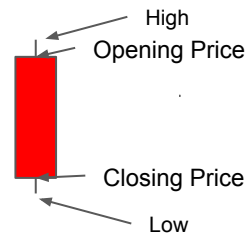
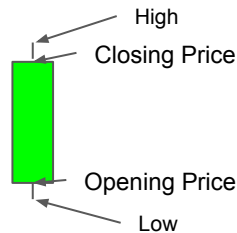
 watch the corresponding video here

Inside Bar

Mother Bar Inside Bar



Mother Bar Inside Bar



 Rejection

EMA, Fibonacci Level, Bollinger Band and SnR

EMA, Fibonacci Level, Bollinger Band & SnR

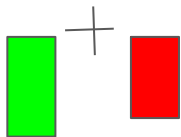
EMA, Fibonacci Level, Bollinger Band and SnR

EMA, Fibonacci Level, Bollinger Band and SnR, Trendlines

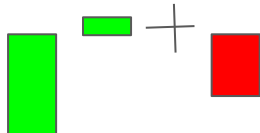
[Price Action: How to trade the Morning Star and the Evening Star Candlestick Pattern - BO Turbo Trader](#)

 [watch the corresponding video here](#)

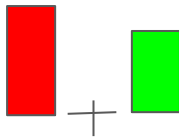
Evening Doji Star



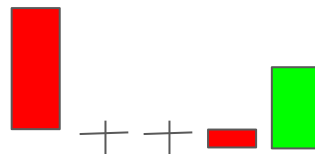
Evening Star



Morning Doji Star

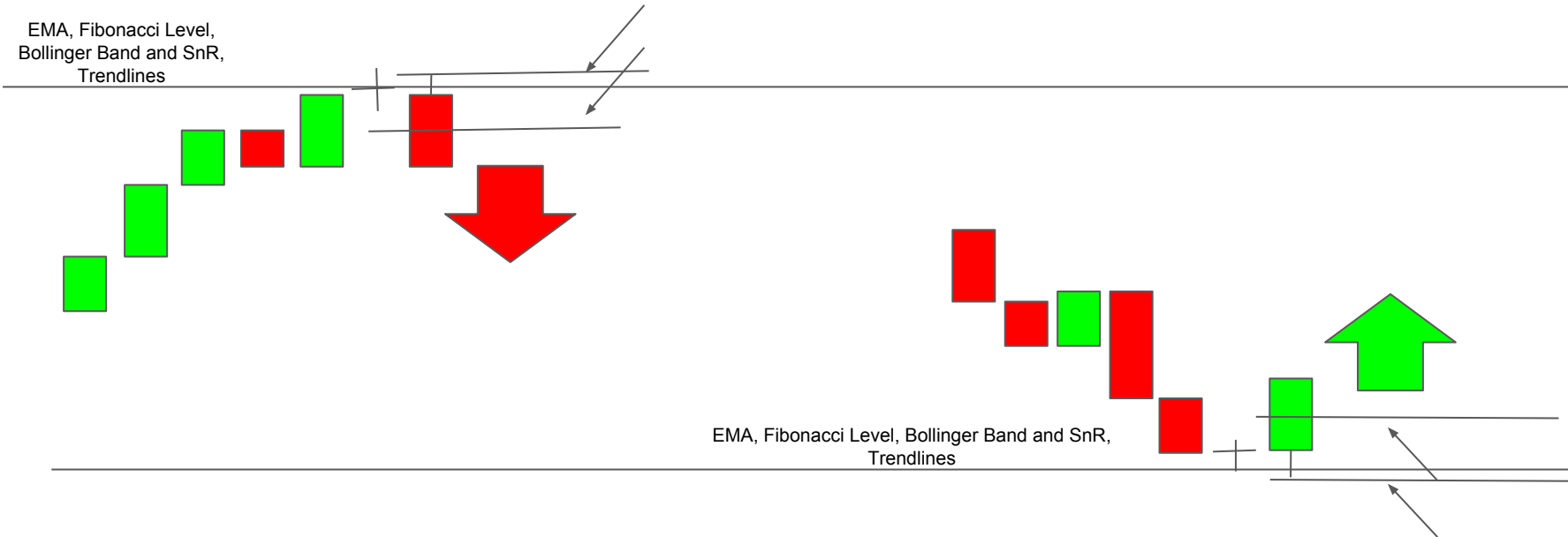


Morning Star



 Rejection

EMA, Fibonacci Level,
Bollinger Band and SnR,
Trendlines



BO Turbo Trader Price Action Guide for Binary Options Turbo Trading

CHART PATTERNS

CONTACTS

boturbotrader@gmail.com

[Facebook](#)

[boturbotrader \(blogspot\)](#)

[boturbotrader\(youtube\)](#)

[@boturbotrader](#)

[Facebook Group](#)

[boturbotrader \(tumblr\)](#)

DISCLAIMER

This ebook is not an investment advice.

Your invested capital may be at risk and don't trade with money you can't afford to lose.

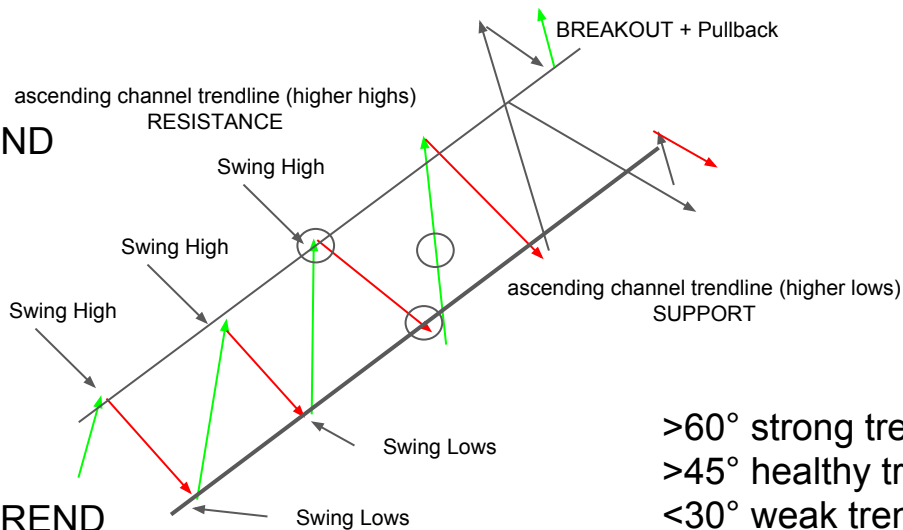


[© 2018 BO Turbo Trader. All Rights Reserved](#)

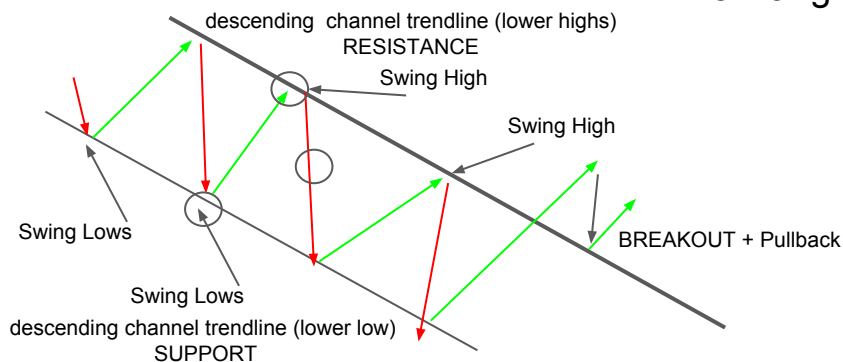
Price Action: How to trade trend channel trading strategy, trendlines and trend line breakout - BO Turbo Trader

[watch the corresponding video here](#)

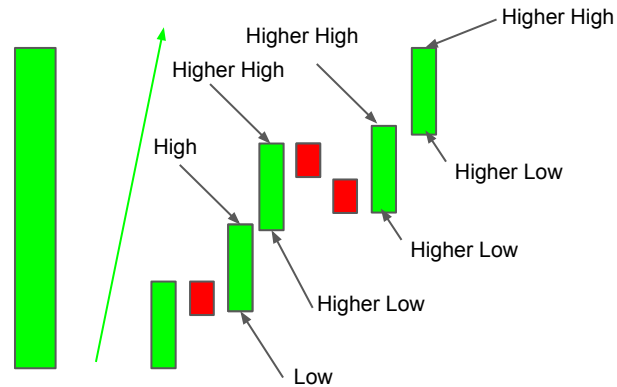
UPTREND



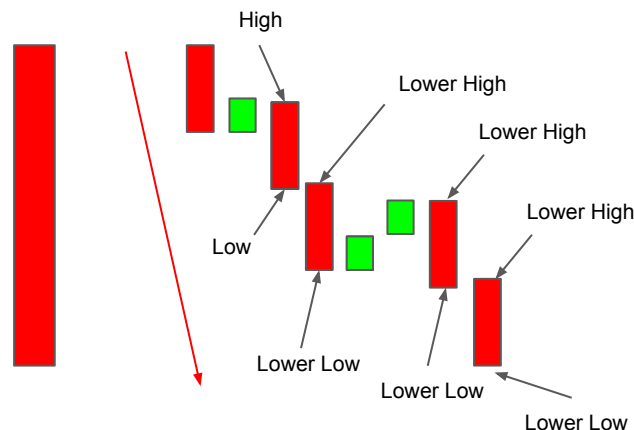
DOWNTREND



10 min



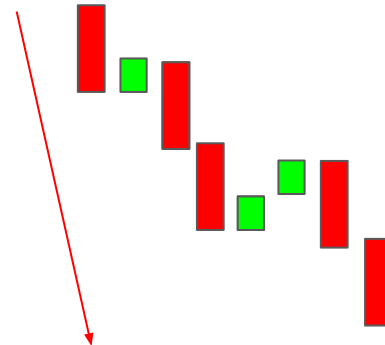
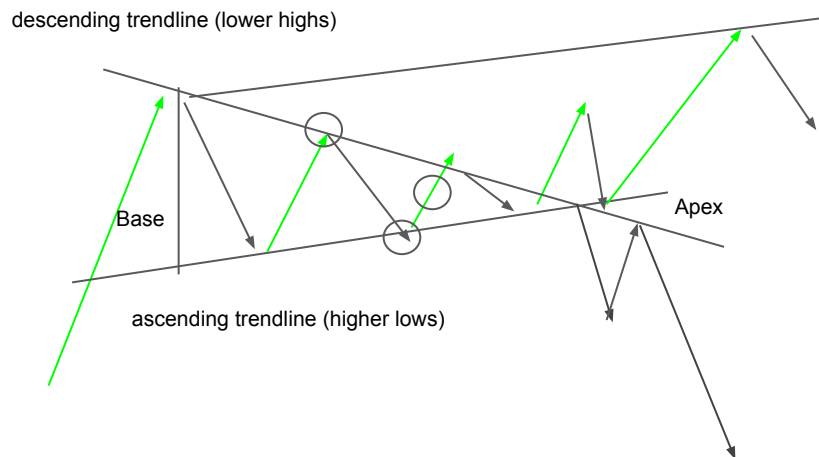
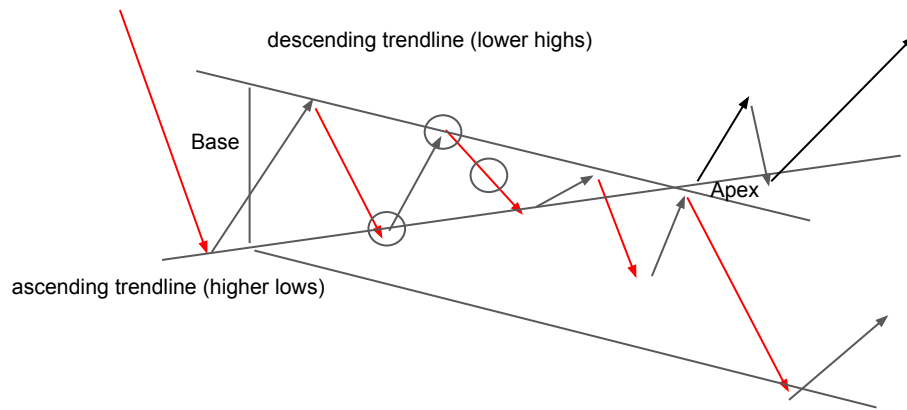
1 min





Price Action: How to trade symmetrical triangle chart pattern in binary options turbo trading - BO Turbo Trader

[watch the corresponding video here](#)

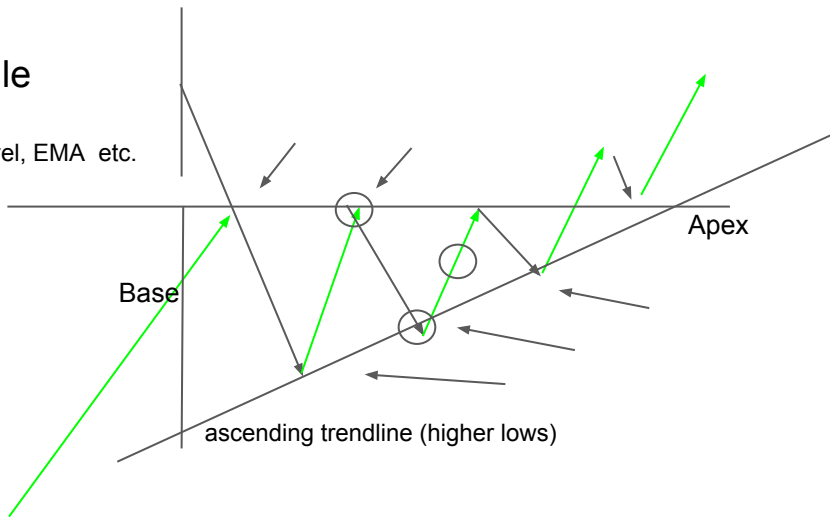


Price Action: How to trade ascending triangle and descending triangle on binary options - BO Turbo Trader

 [watch the corresponding video here](#)

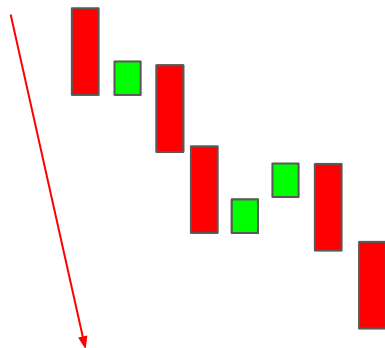
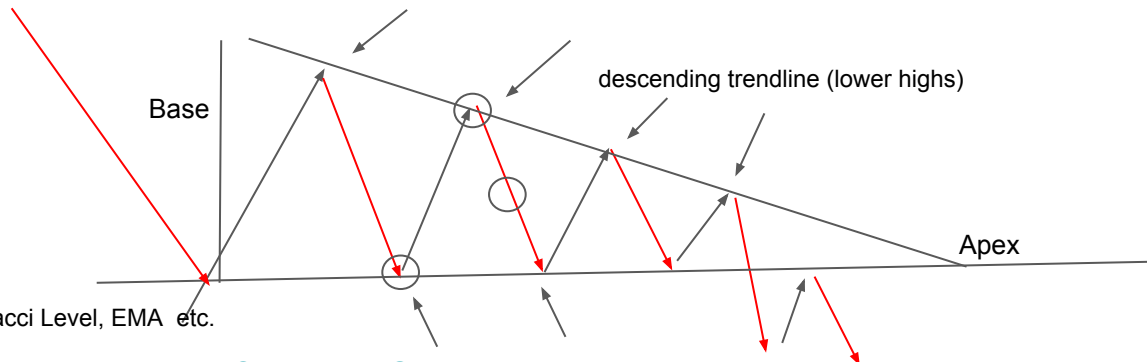
Ascending Triangle

SnR, Trendline, Fibonacci Level, EMA etc.



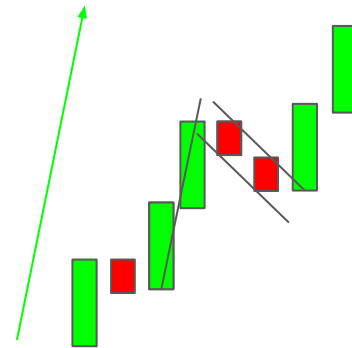
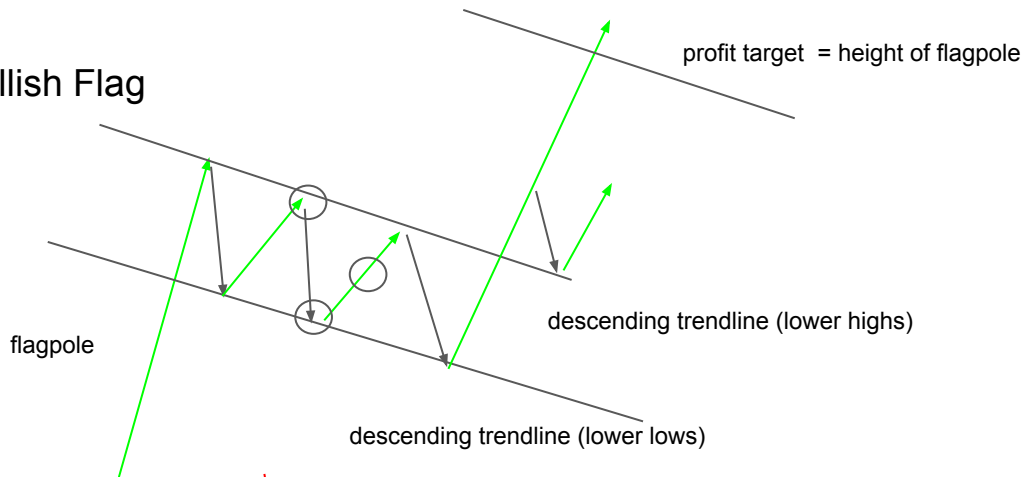
Descending Triangle

SnR, Trendline, Fibonacci Level, EMA etc.

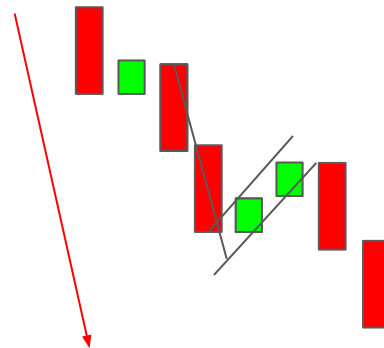
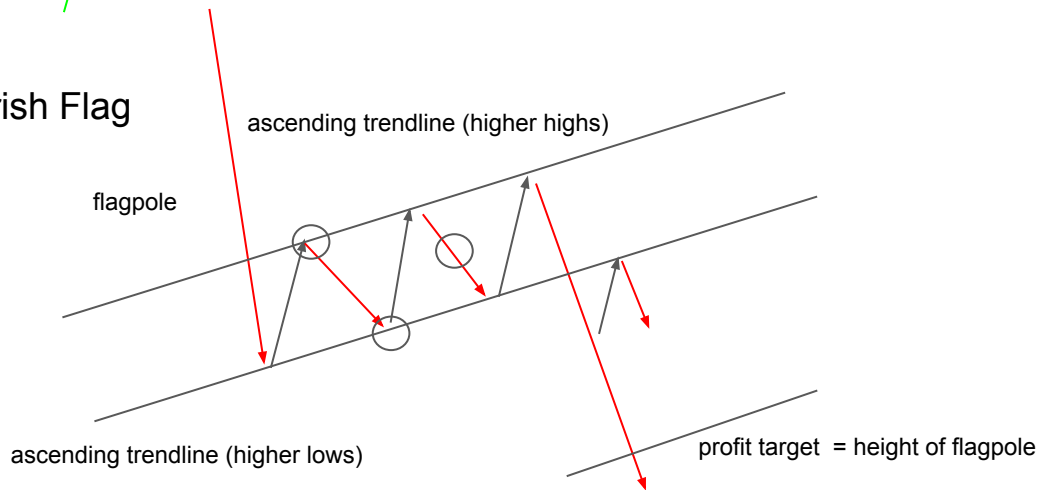


[watch the corresponding video here](#)

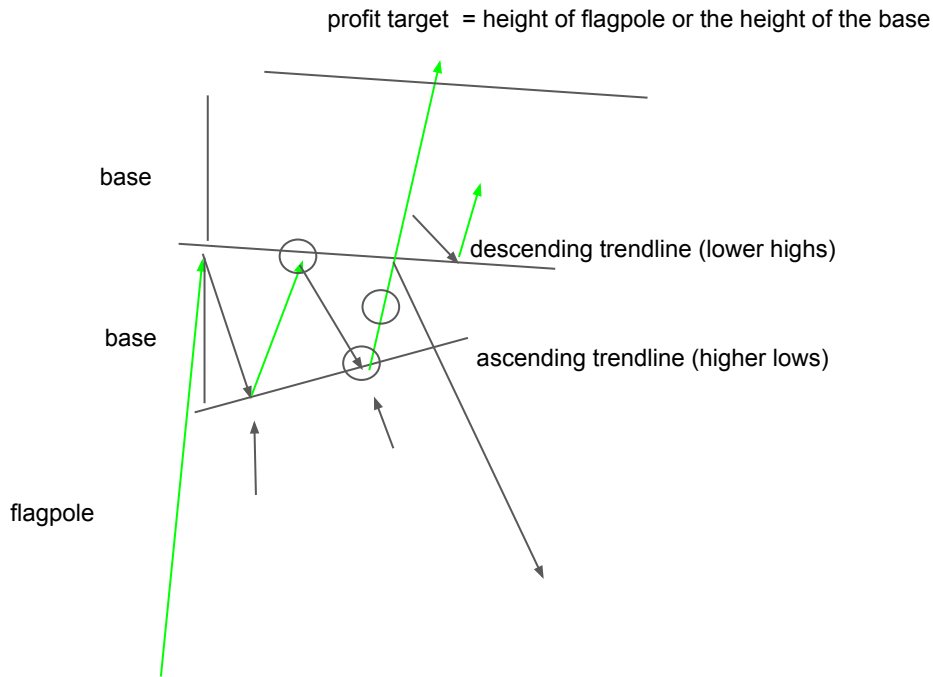
Bull Flag - Bullish Flag



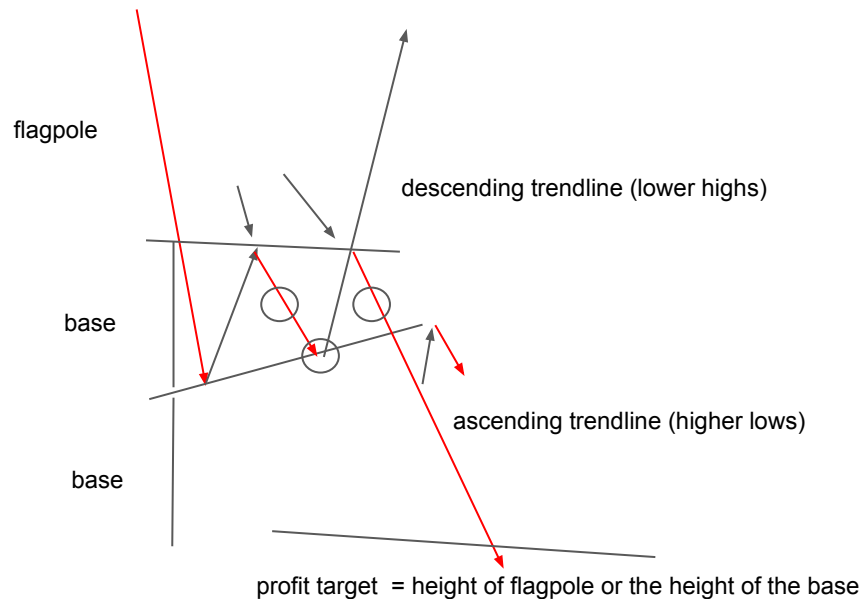
Bear Flag - Bearish Flag



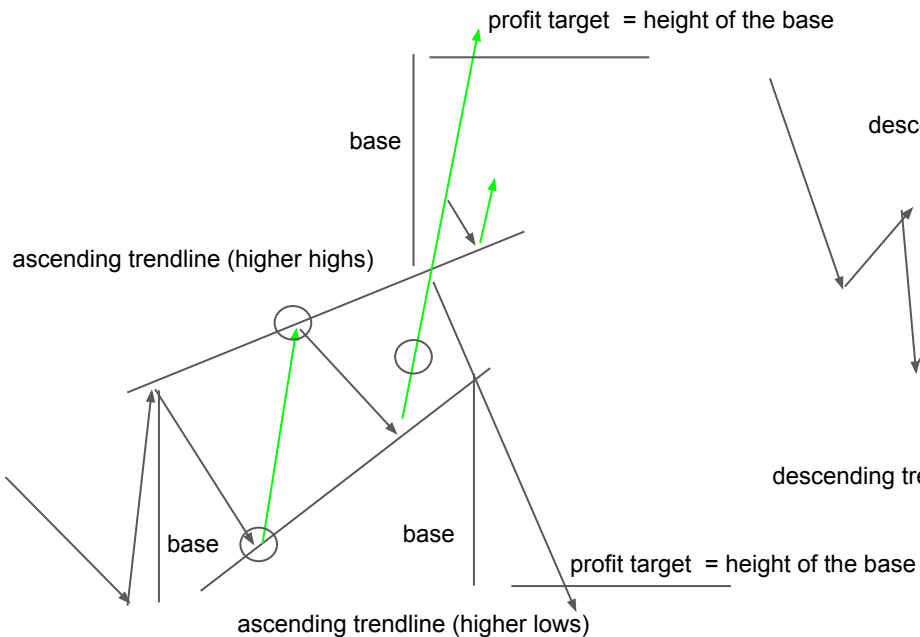
Bull Pennant - Bullish Pennant



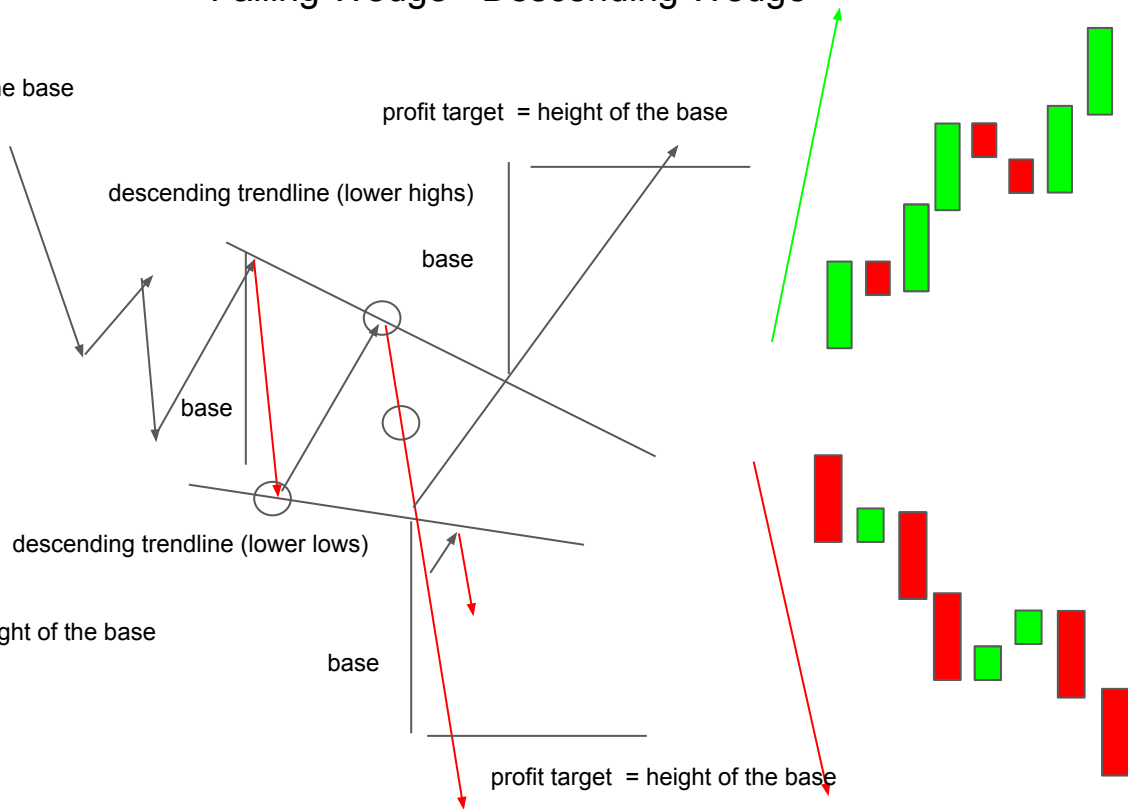
Bear Pennant - Bearish Pennant



Rising Wedge - Ascending Wedge



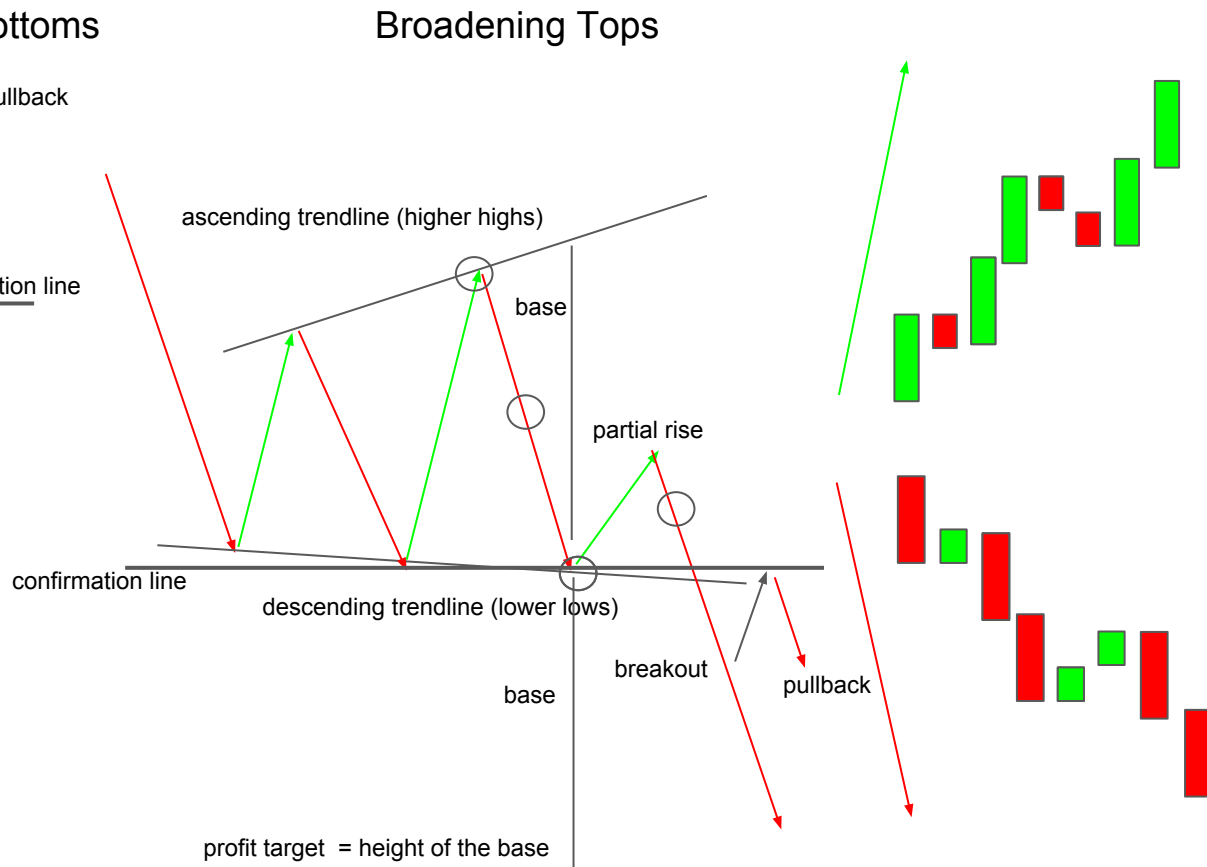
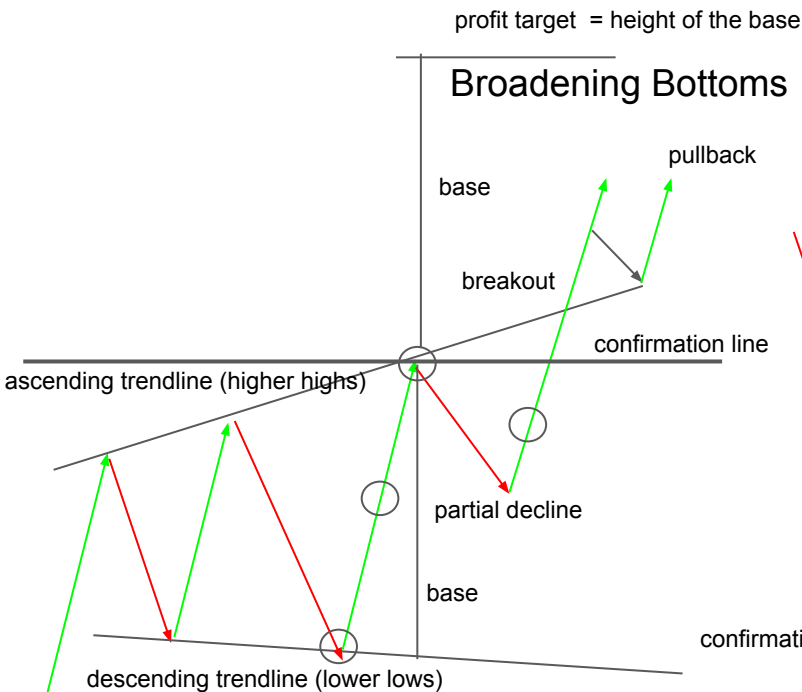
Falling Wedge - Descending Wedge



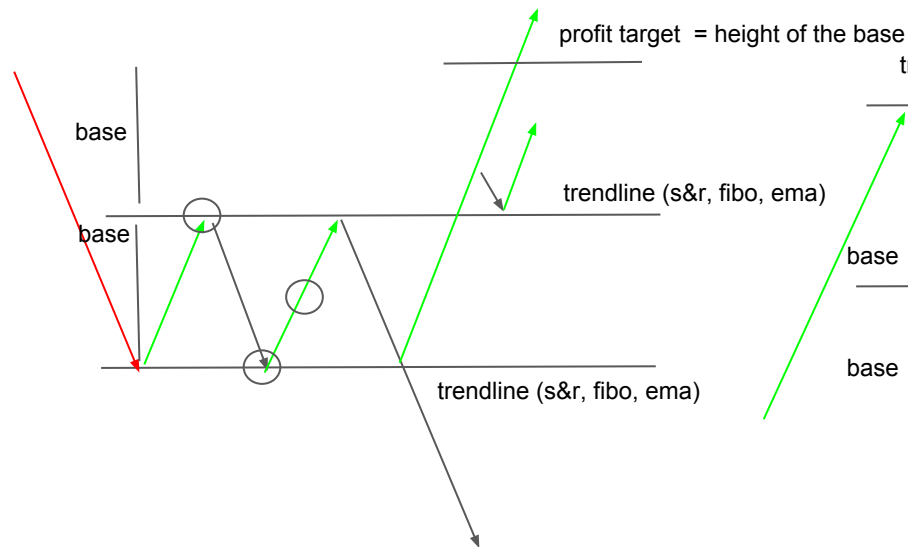


Price Action: How to trade broadening tops and broadening bottoms, broadening channel - BO Turbo Trader

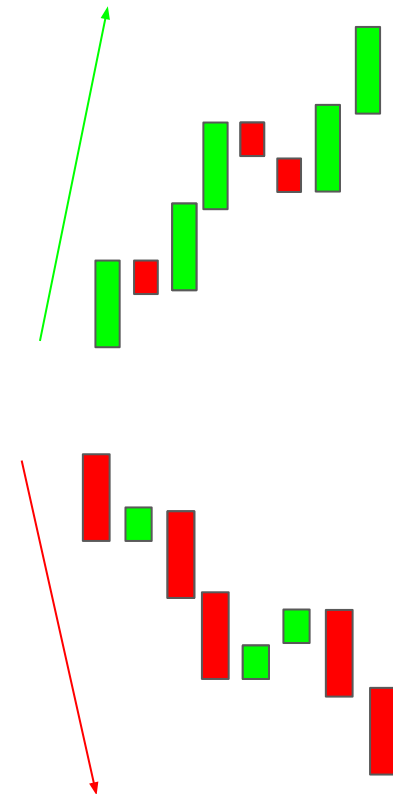
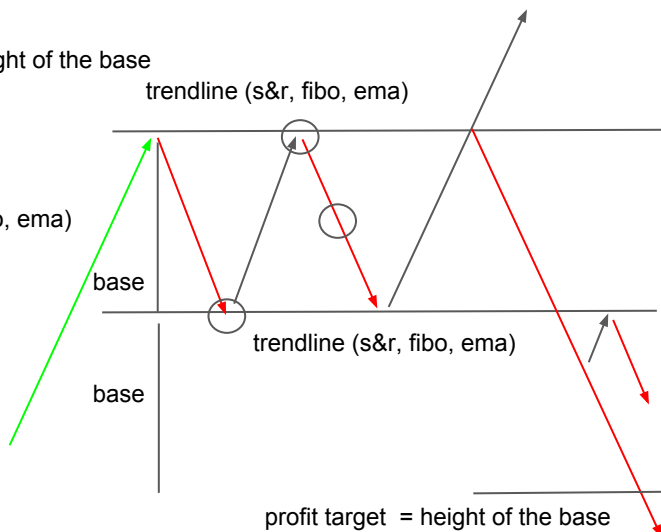
watch the corresponding video here



Rectangle Bottoms



Rectangle Tops



BO Turbo Trader Price Action Guide for Binary Options Turbo Trading

BINARY OPTIONS TURBO TRADING CONCEPTS

CONTACTS

boturbotrader@gmail.com

[Facebook](#)

[boturbotrader \(blogspot\)](#)

[boturbotrader\(youtube\)](#)

[@boturbotrader](#)

[Facebook Group](#)

[boturbotrader \(tumblr\)](#)

DISCLAIMER

This ebook is not an investment advice.

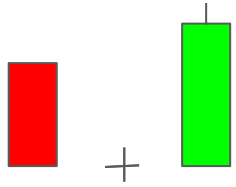
Your invested capital may be at risk and don't trade with money you can't afford to lose.



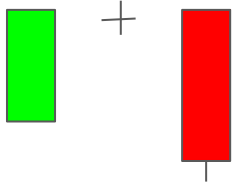
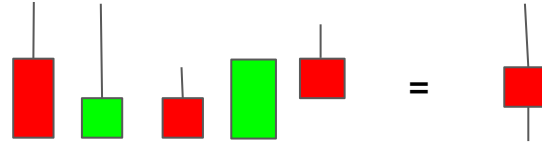

[© 2018 BO Turbo Trader. All Rights Reserved](#)

Candlestick Mathematics

 [watch the corresponding video here](#)



=




=



=



=

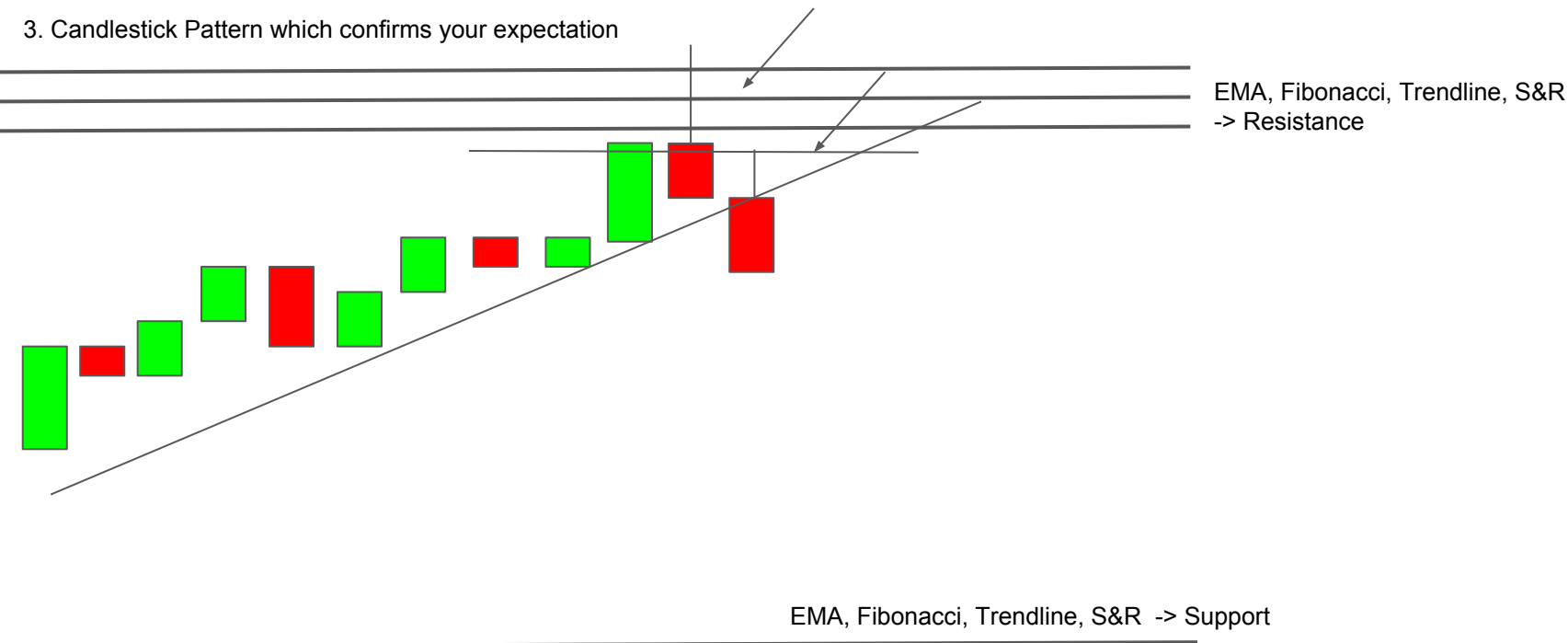


Price Action: How to distinguish rejection from a market move the right way - IQ Option - BO Turbo Trader

 watch the corresponding video here

 Rejection

1. Major Trend and Minor Trend in your favor
2. Strong Support & Resistance Level (Major Key Level)
3. Candlestick Pattern which confirms your expectation



Price Action: How to spot weak snr and strong s&r (support & resistance) the right way - BO Turbo Trader

↖ watch the corresponding video here

EMA, SnR, Fibonacci Levels, Bollinger Bands, Trendlines

healthy market
(uptrend)

EMA, SnR, Fibonacci Levels, Bollinger Bands, Trendlines
consolidation area

strong uptrend

healthy market
(downtrend)

strong downtrend



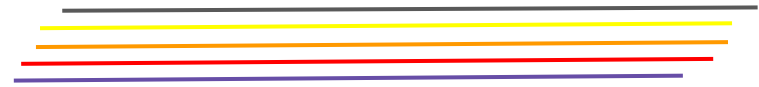
↖ watch the corresponding video here

EMA, Fibonacci Level, Bollinger Band and SnR,
Trendlines

Major Trend

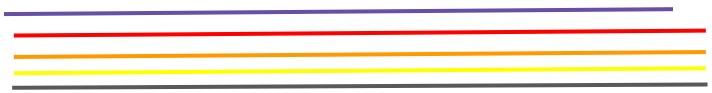
Uptrend

- 200 EMA (purple) below the 100 EMA (red)
- 100 EMA (red) below the 50 EMA (orange)
- 50 EMA (orange) below the 20 EMA (yellow)
- 20 EMA (yellow) below the PRICE

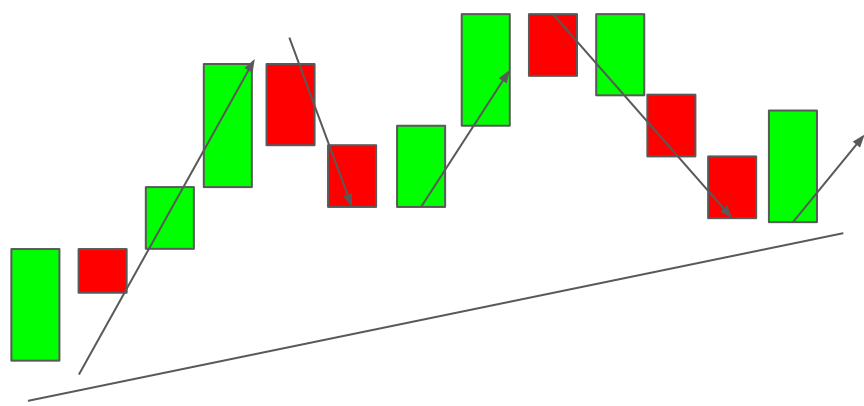


Downtrend

- 200 EMA (purple) above the 100 EMA (red)
- 100 EMA (red) above the 50 EMA (orange)
- 50 EMA (orange) above 20 EMA (yellow)
- 20 EMA (yellow) above PRICE

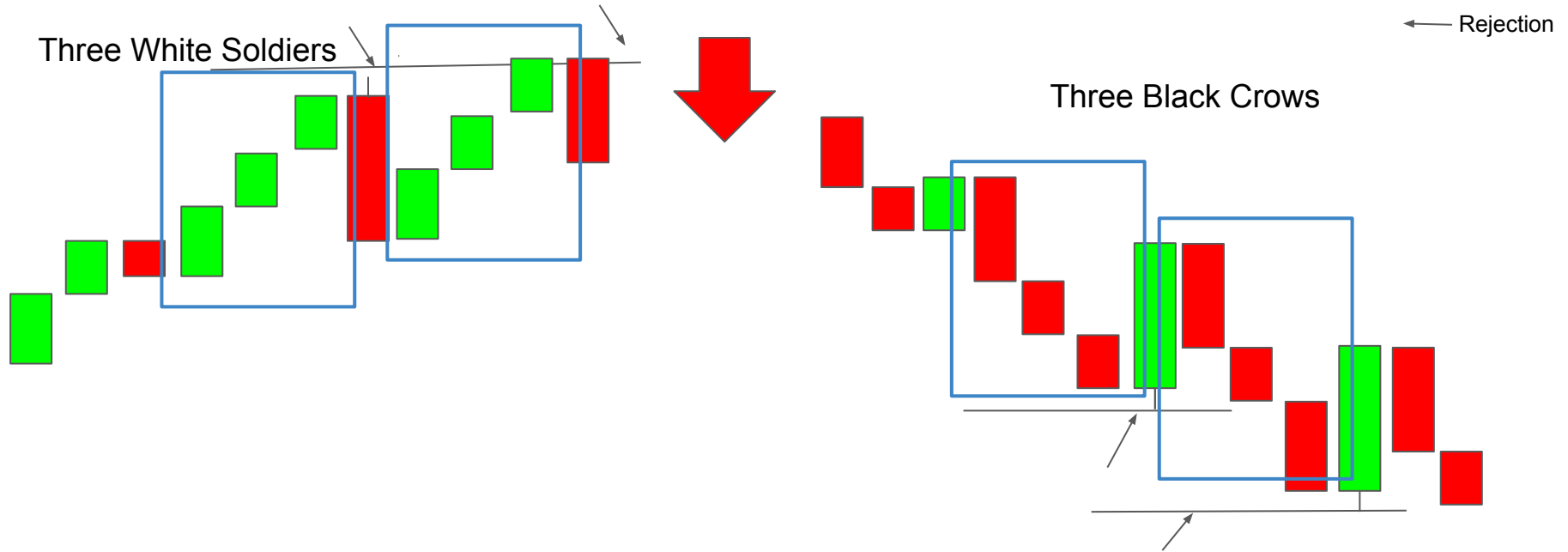


Minor Trend



← Minor Trend


$1+1 = 2$
 $1+(-1) = 0$



Price Action: How adapting forex strategies and forex indicators to binary option turbo trading - BO Turbo Trader

↖ watch the corresponding video here

Forex



Binary Options Turbo Trading

1. Identify the trade opportunity
2. Create a trading plan
3. Enter the trade
4. Manage the trade
5. Exit the trade
6. Learn from the trade

Weigh risk to reward
Follow trading system rules

Use Market Biofeedback to adapt
Make money from the trade
Identify weakness in stages 1-5

market + broker

1. Identify the trade opportunity
2. Follow trading system rules
3. Enter the trade
4. Manage the trade - >
5. -
6. Learn from the trade

Choose best payout asset >80%

Sell option
Expiry time
Identify weakness in stages 1-5

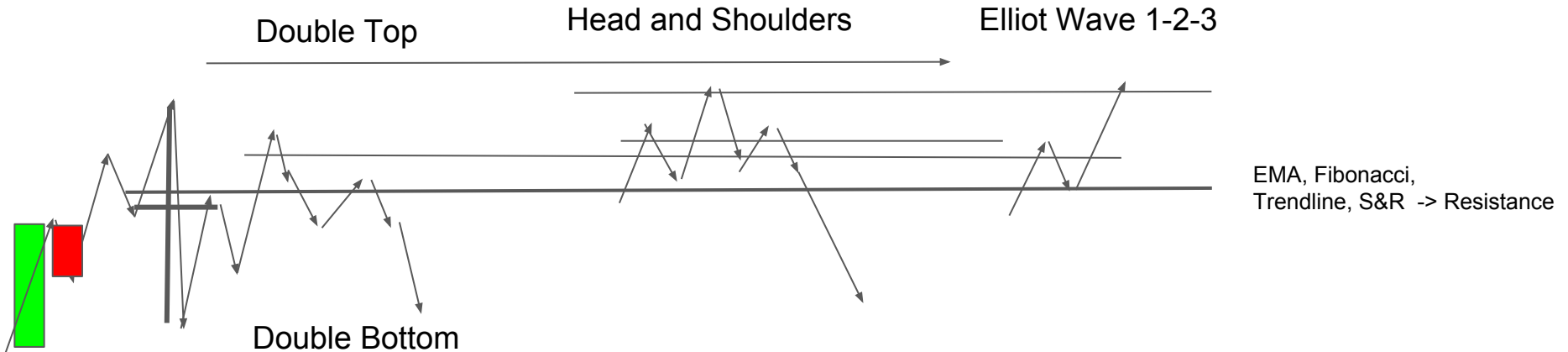
market + broker + time

Price Action: How to trade rejections and how to distinguish a real, proper rejection from a invalid rejection

← watch the corresponding video here

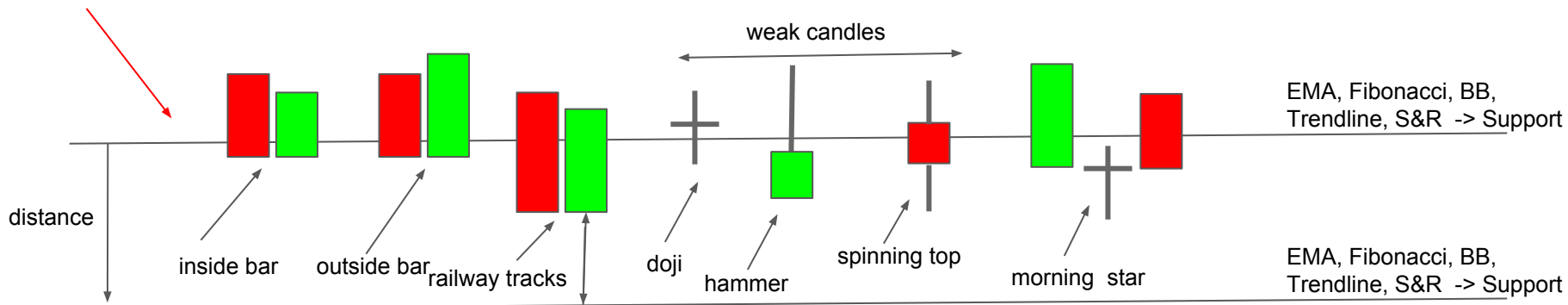
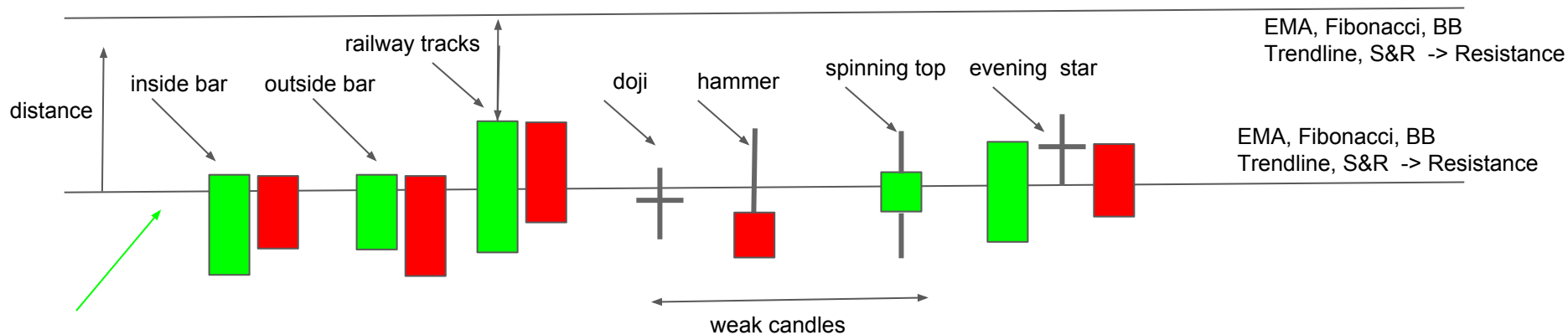
- 20 % - Major Trend and Minor Trend in your favor - TRAFFIC
- 20% - Strong Support & Resistance Level (Major Key Level) - REDIRECTIONS
- 20% - Candlestick Pattern which confirms your expectation - TRAFFIC SIGN
- 20% - Rejection

80%



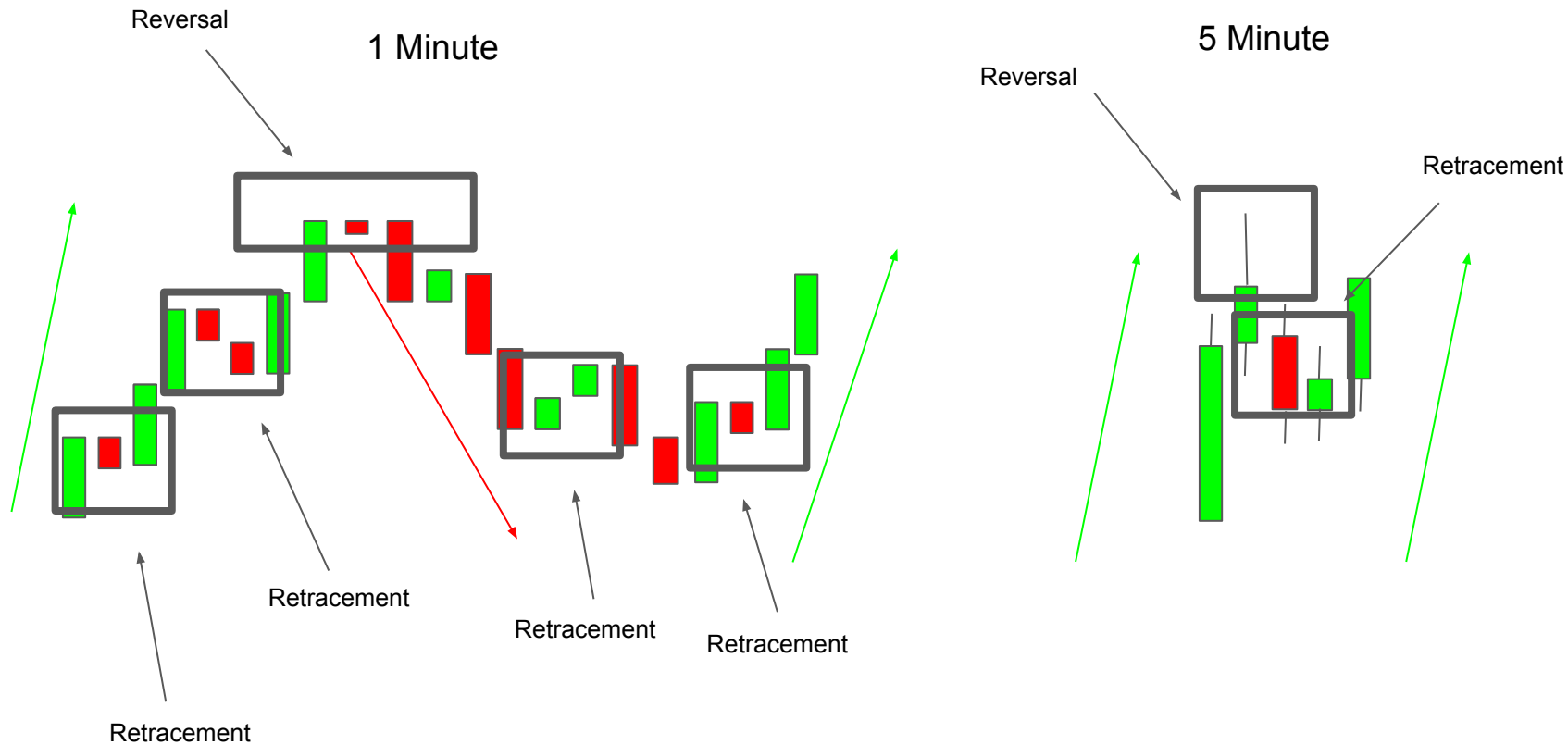
Price Action: How to trade channel breakouts and how to avoid false breakouts - false breakout meaning

↖ watch the corresponding video here



Price Action: How to spot and identify market reversals and retracements - BO Turbo Trader

 watch the corresponding video here

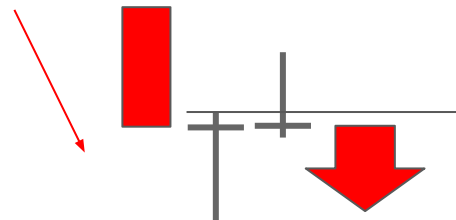
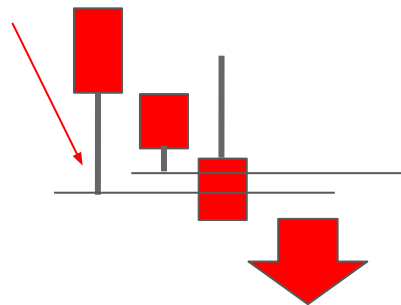
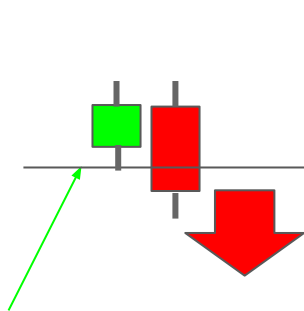
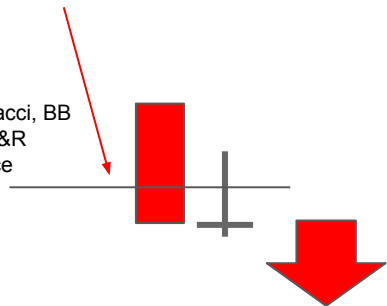




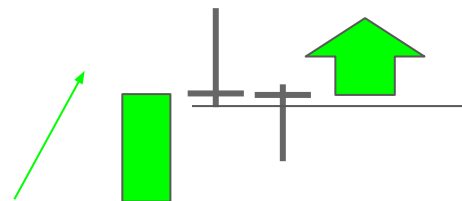
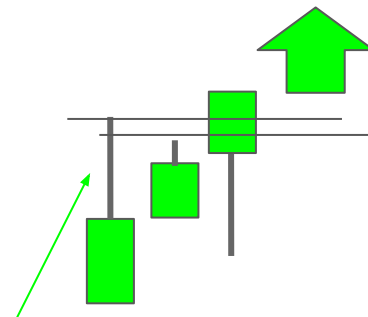
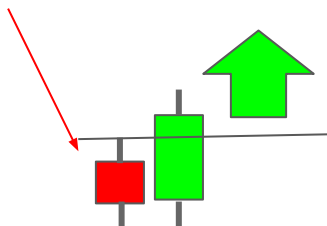
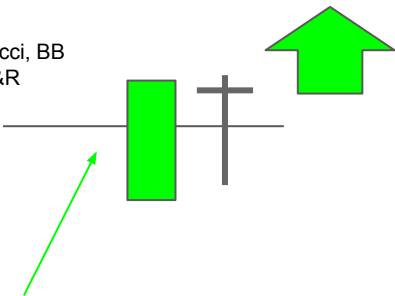
Price Action: How to trade binary options trading setups without rejection as confirmation - BO Turbo Trader

watch the corresponding video here

EMA, Fibonacci, BB
Trendline, S&R
-> Resistance



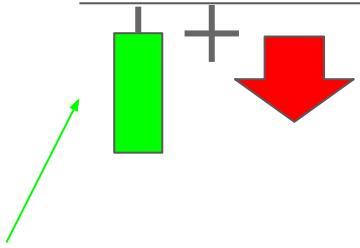
EMA, Fibonacci, BB
Trendline, S&R
-> Support



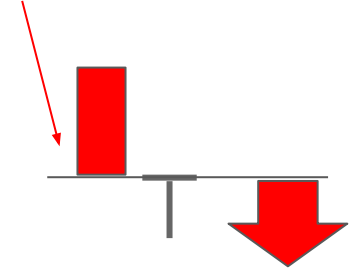
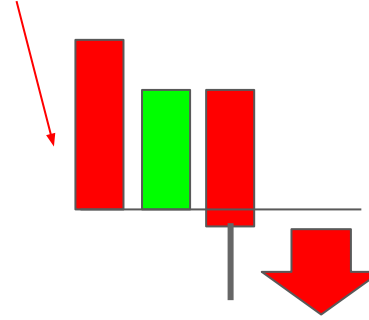
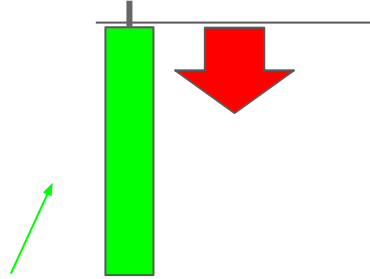
Price Action: How to trade BO trading setups without rejection as confirmation Part 2- BO Turbo Trader

 watch the corresponding video here

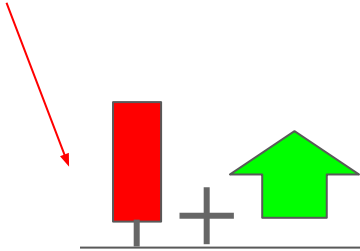
EMA, Fibonacci, BB
Trendline, S&R
-> Resistance



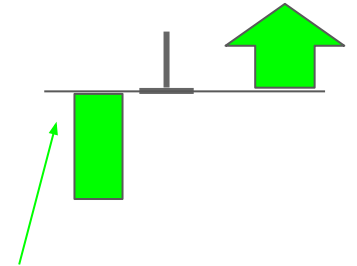
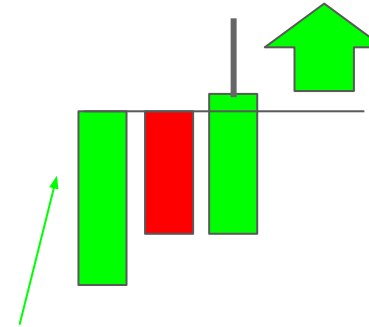
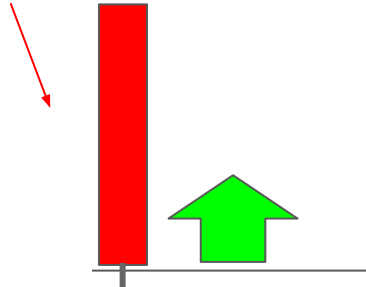
EMA, Fibonacci, BB
Trendline, S&R
-> Resistance



EMA, Fibonacci, BB
Trendline, S&R
-> Support

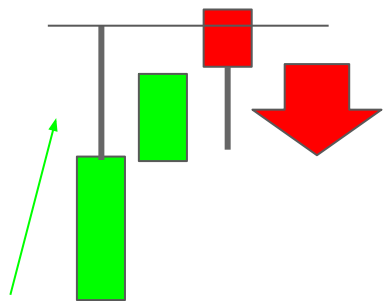


EMA, Fibonacci, BB
Trendline, S&R
-> Support

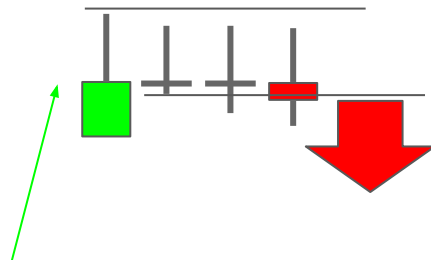


Price Action: How to trade BO trading setups without rejection as confirmation Part 3 - BO Turbo Trader

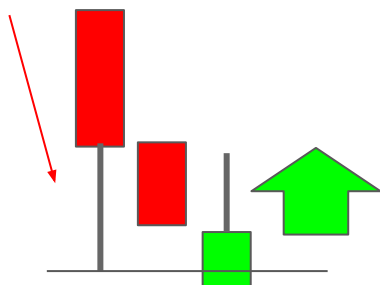
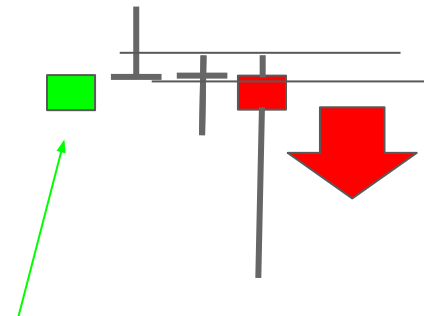
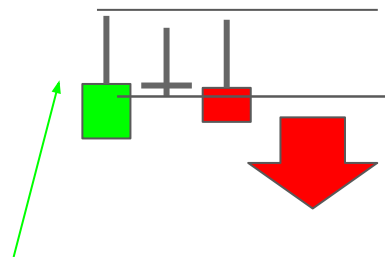
watch the corresponding video here



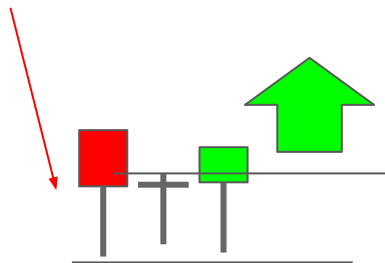
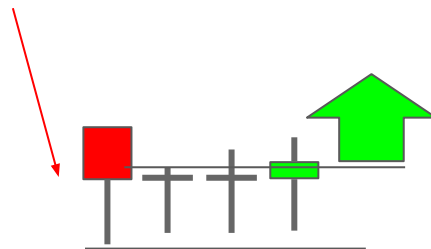
EMA, Fibonacci, BB
Trendline, S&R
-> Resistance



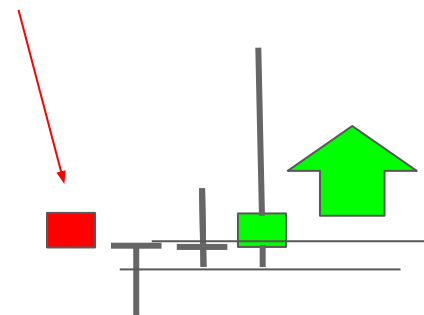
EMA, Fibonacci, BB
Trendline, S&R
-> Resistance



EMA, Fibonacci, BB
Trendline, S&R
-> Support

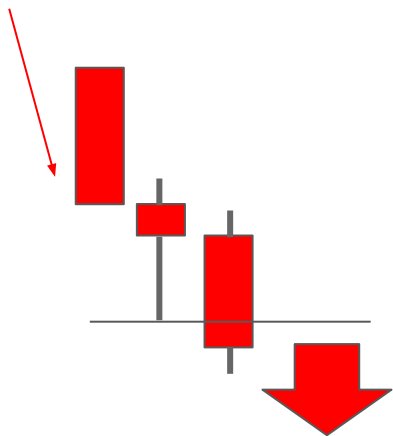


EMA, Fibonacci, BB
Trendline, S&R
-> Support

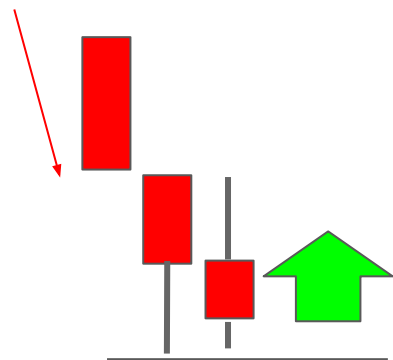
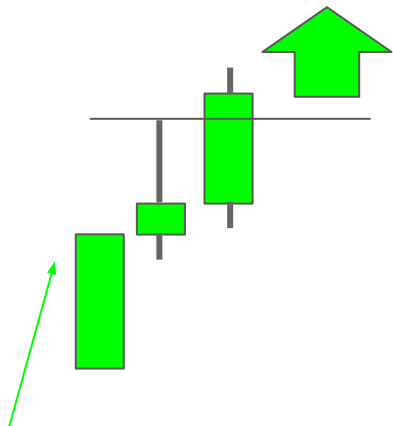
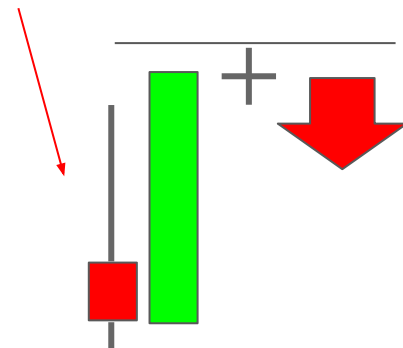
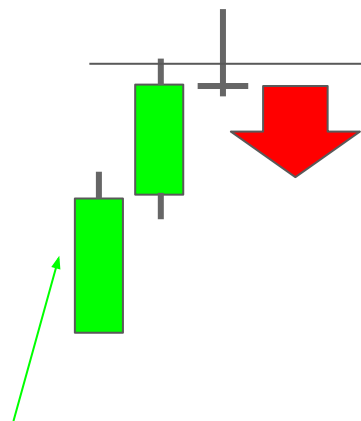
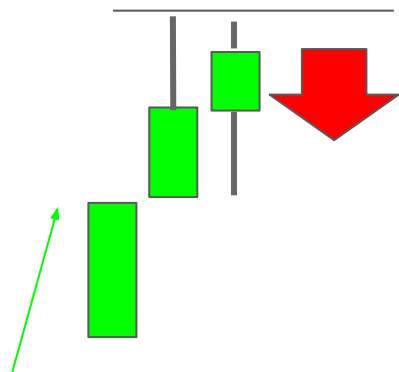


Price Action: How to trade BO trading setups without rejection as confirmation Part 4 - BO Turbo Trader

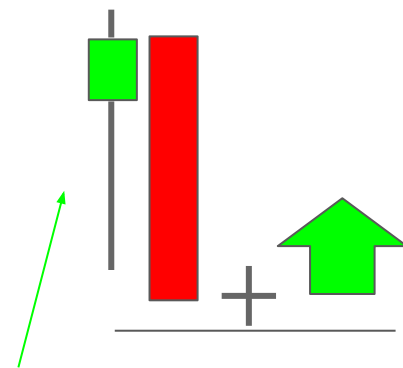
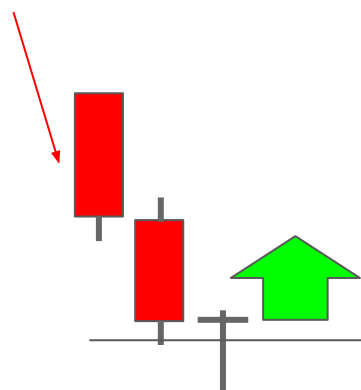
watch the corresponding video here



EMA, Fibonacci, BB
Trendline, S&R
-> Resistance

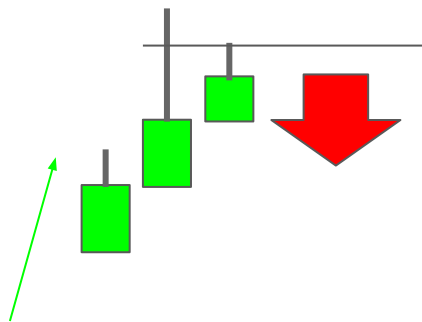
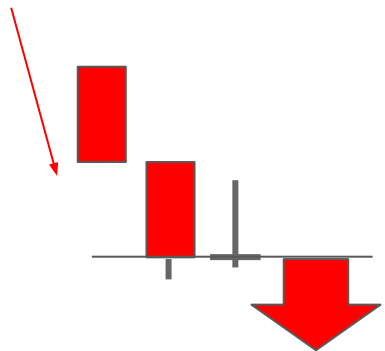


EMA, Fibonacci, BB
Trendline, S&R
-> Support

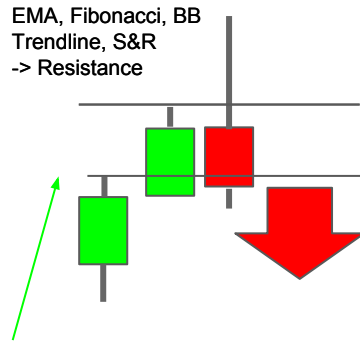


Price Action: How to trade BO trading setups without rejection as confirmation Part 5 - BO Turbo Trader

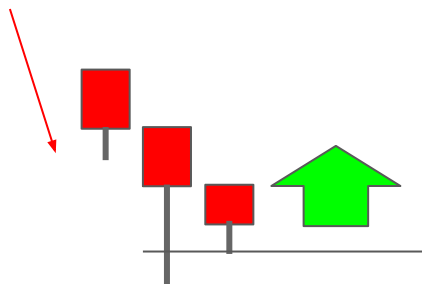
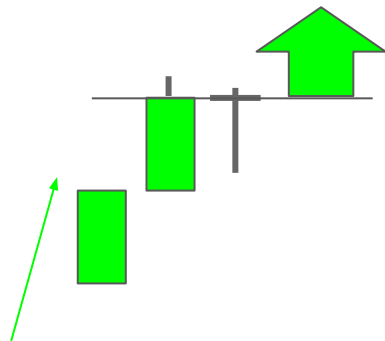
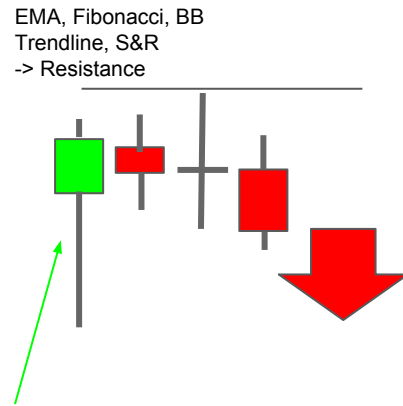
 watch the corresponding video here



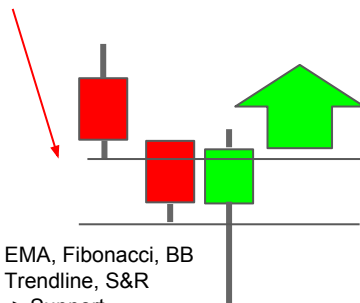
EMA, Fibonacci, BB
Trendline, S&R
-> Resistance



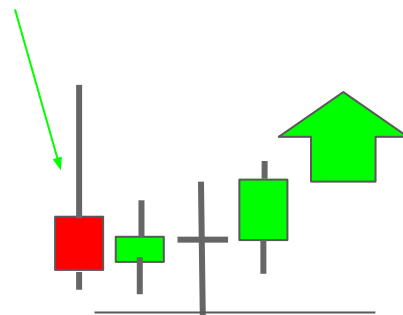
EMA, Fibonacci, BB
Trendline, S&R
-> Resistance



EMA, Fibonacci, BB
Trendline, S&R
-> Support




EMA, Fibonacci, BB
Trendline, S&R
-> Support



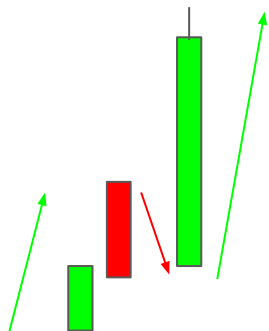


:14 :29 :44 :59



15 min

:04 :09 :14 :19 ... :49 :54 :59



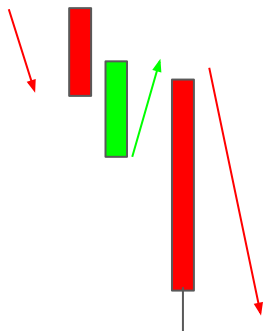

5 min




1 min

← watch the corresponding video here

Bullish Continuation Pattern



Bearish Continuation Pattern



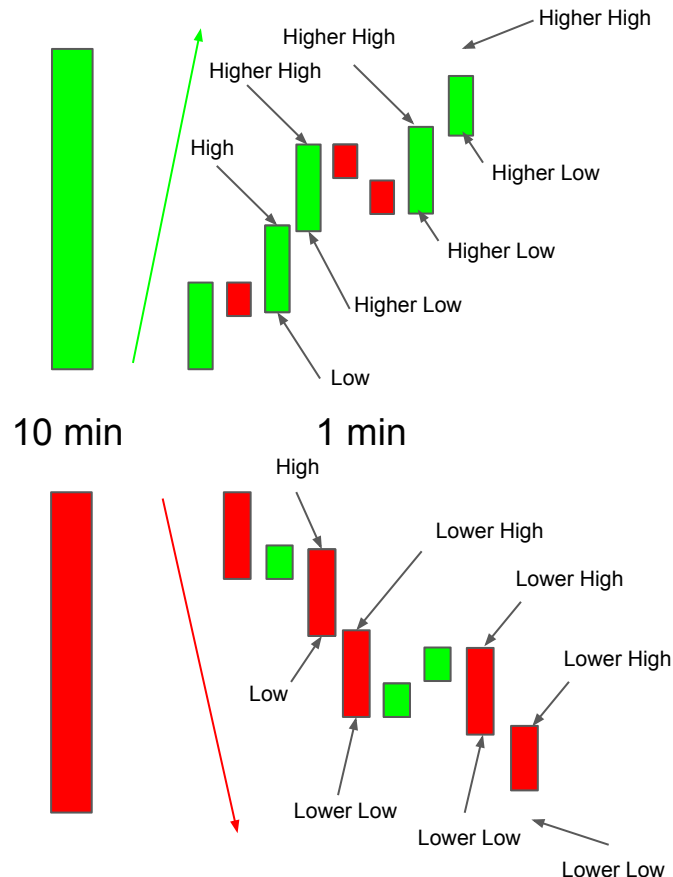
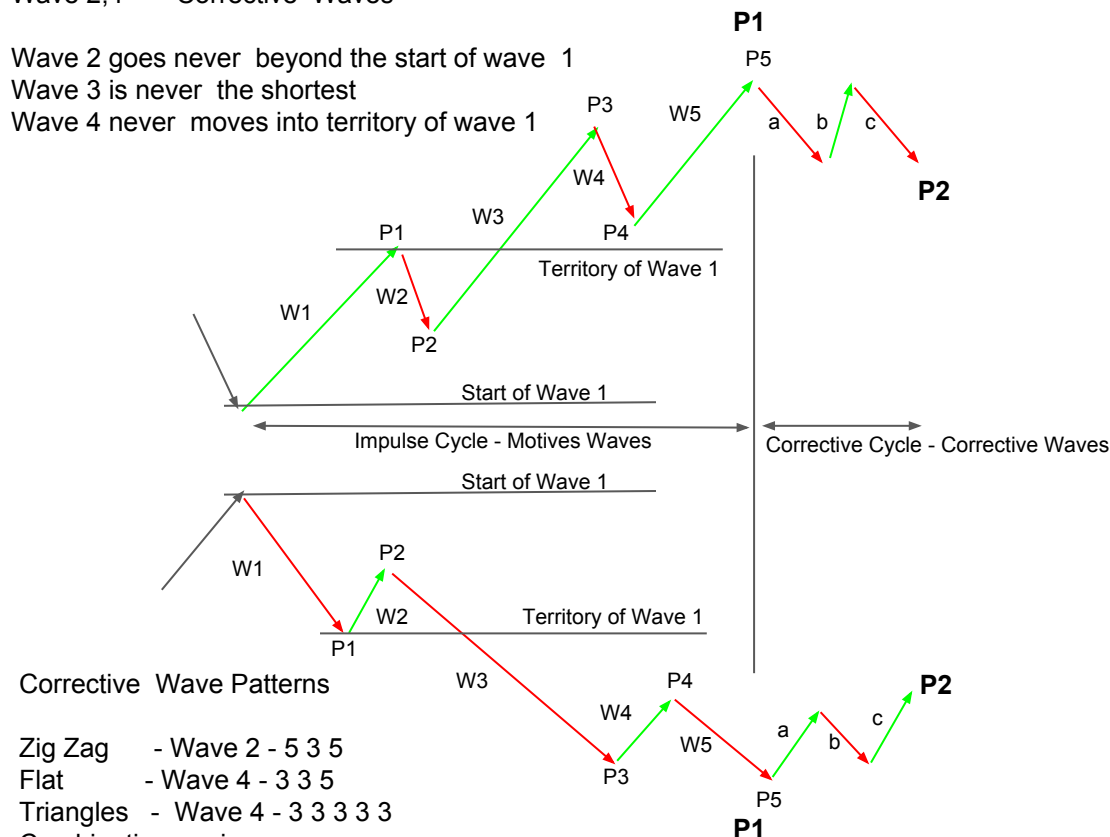


Price Action: How to trade Elliott wave theory, Elliott wave analysis and Elliott wave principle - BO Turbo Trader

watch the corresponding video here

Wave 1,3,5 = Impulse Waves
Wave 2,4 = Corrective Waves

Wave 2 goes never beyond the start of wave 1
Wave 3 is never the shortest
Wave 4 never moves into territory of wave 1



GENERAL CONDITIONS

SPECIFIC CONDITIONS

Forex Market hours

<http://www.forexmarkethours.com/markethours.php>

avoid first hour of opening and closing of any market
- (London, New York, Sydney, Tokyo)

News

<https://www.investing.com/economic-calendar/>

<https://www.fxstreet.com/economic-calendar>

check for MEDIUM and HIGH Impact NEWS
- avoid those for at least 1 hour

check for SPEECH or SPEAK
- avoid those for at least 1 hour - 2 hours



avoid centipede wicks
avoid DNA crossing of EMA's
avoid flat EMA's
avoid trending EMA's with greater flat EMA's
avoid consolidation areas
avoid narrow bollinger bands
avoid narrow EMA's
avoid ultra tiny candles on 5 sec chart



seek for direction in the market
seek direction using trendlines
seek direction using chart patterns
seek direction using ema alignment
great distance between EMA's
great distance between Bollinger Bands

BO Turbo Trader Price Action Guide for Binary Options Turbo Trading

HIGH PROBABILITY TRADING SETUPS

CONTACTS

boturbotrader@gmail.com

[Facebook](#)

[boturbotrader \(blogspot\)](#)

[boturbotrader\(youtube\)](#)

[@boturbotrader](#)

[Facebook Group](#)

[boturbotrader \(tumblr\)](#)

DISCLAIMER

This ebook is not an investment advice.

Your invested capital may be at risk and don't trade with money you can't afford to lose.



[© 2018 BO Turbo Trader. All Rights Reserved](#)

(high probability trading setups)

[watch the corresponding video here](#)

BOTT Sure Shot 1 (EMA)

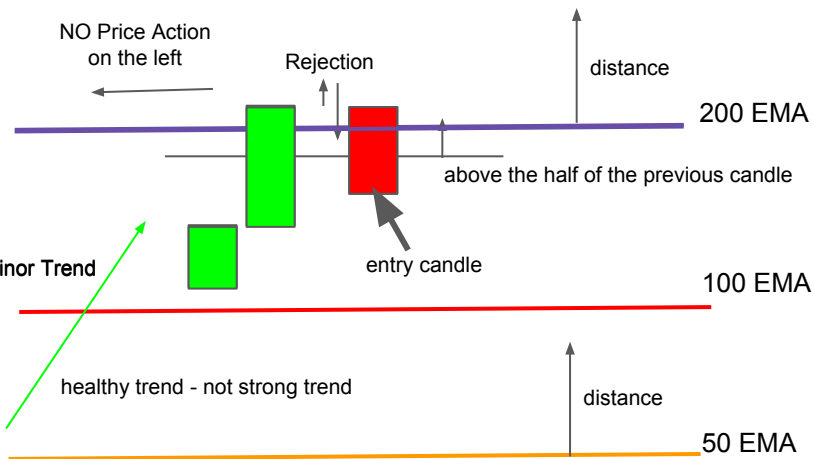


PUT OPTION



— 200 EMA
— 100 EMA
— 50 EMA
— 20 EMA
— Price

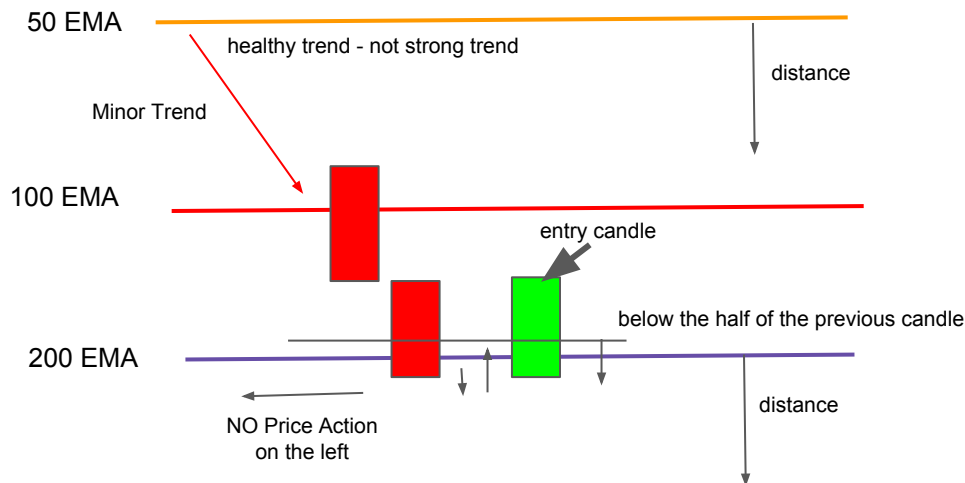
FLAT EMA's 200 100 50
20 major trend = ranging
minor trend = trending



CALL OPTION



— Price
— 20 EMA
— 50 EMA
— 100 EMA
— 200 EMA



(high probability trading setups)

 watch the corresponding video here

BOTT Sure Shot 2 (EMA)



PUT OPTION

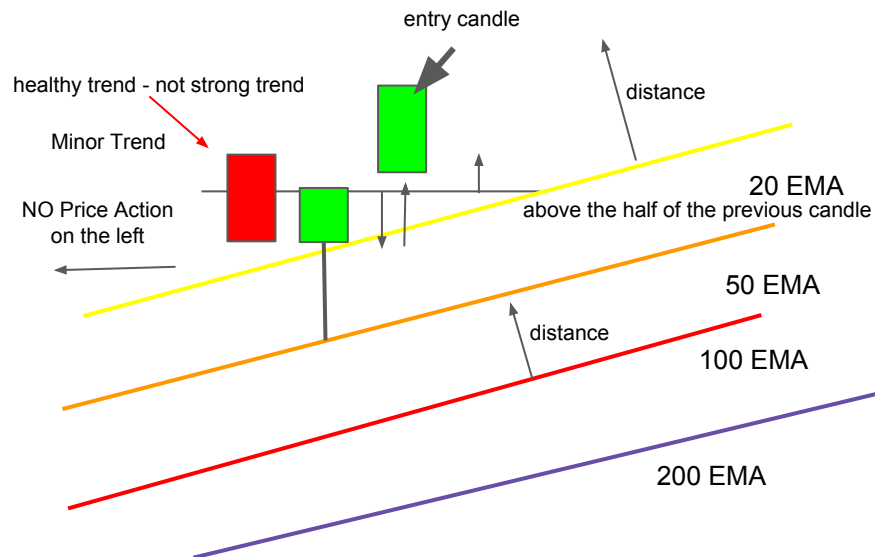
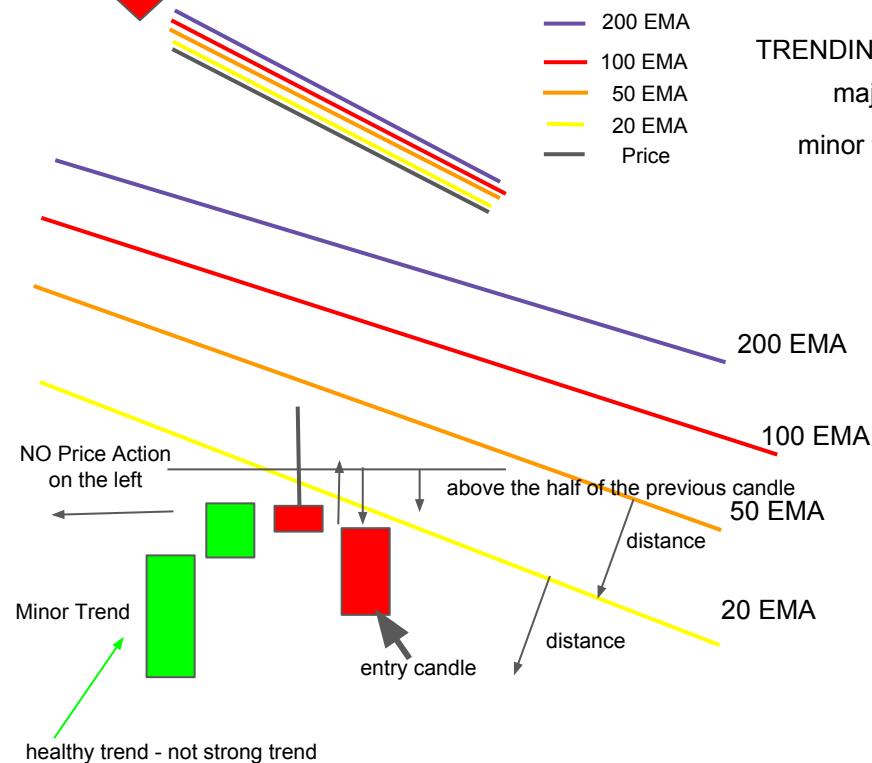
200 EMA
100 EMA
50 EMA
20 EMA
Price

TRENDING EMA's 200 100 50 20
major trend = trending
minor trend = trending opposite



CALL OPTION

Price
20 EMA
50 EMA
100 EMA
200 EMA



(high probability trading setups)

[watch the corresponding video here](#)

BOTT Sure Shot 3 (EMA)



PUT OPTION

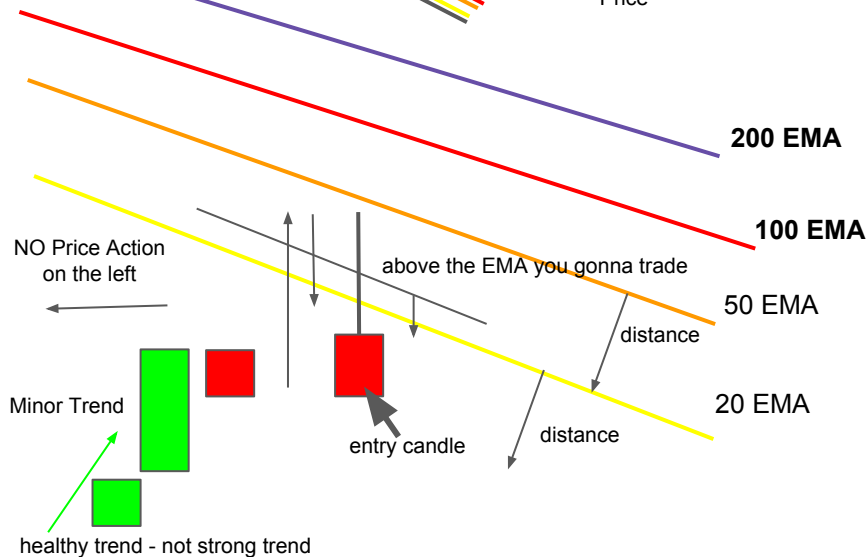


CALL OPTION

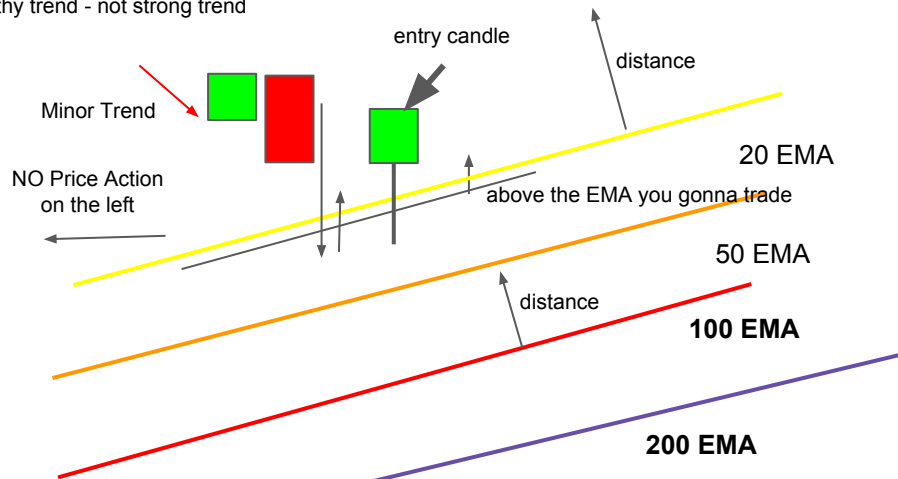
200 EMA
100 EMA
50 EMA
20 EMA
Price

TRENDING EMA's 200 100 50 20
major trend = strong trending
minor trend = trending opposite

Price
20 EMA
50 EMA
100 EMA
200 EMA



healthy trend - not strong trend



(high probability trading setups)

 watch the corresponding video here

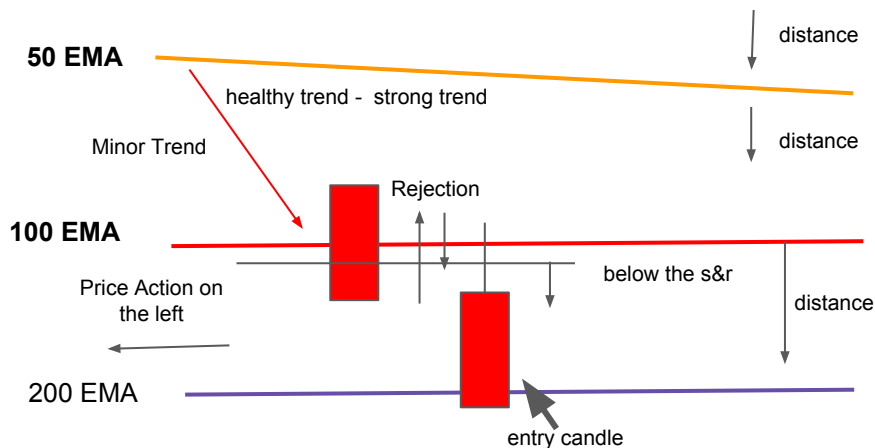
BOTT Sure Shot 4 (EMA)



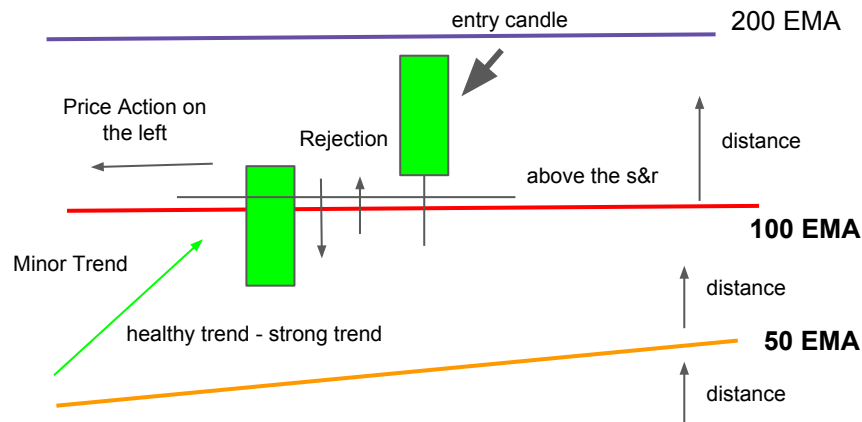
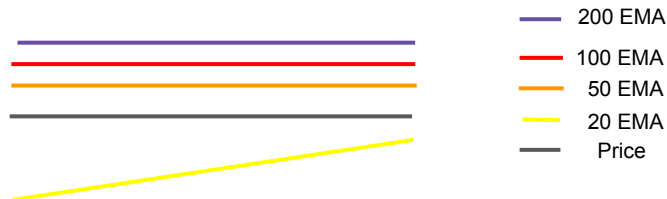
PUT OPTION



FLAT EMA's 200 100 50
20 major trend = ranging
minor trend = trending



CALL OPTION



EPILOGUE

I would like to say a very big thank you for downloading and sharing this ebook, am glad you made it here, because the information contained inside is all you need, especially as a binary option turbo trader to get profit out of the market, to get out of debt, make yourself a living or help your friends and family, you probably need more than only this ebook and the videos on youtube.

There is a reason why i choose to make this ebook and the youtube videos, i have seen so many trader struggling and doing wrong trades only because of not understand the basics about price action.

If you like this ebook and you decide to write me something, do not forget to like my videos on youtube, comment below those and if you want to contact me - you will find contact details below. Thanks, stay safe and keep itm.

CONTACTS

boturbotrader@gmail.com

[Facebook](#)

[boturbotrader \(blogspot\)](#)

[boturbotrader\(youtube\)](#)

[@boturbotrader](#)

[Facebook Group](#)

[boturbotrader \(tumblr\)](#)

DISCLAIMER

This ebook is not an investment advice.

Your invested capital may be at risk and don't trade with money you can't afford to lose.

